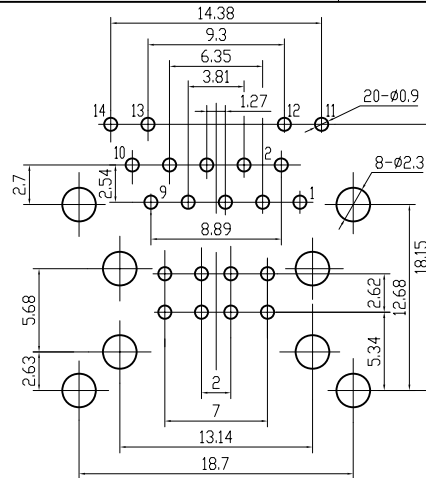
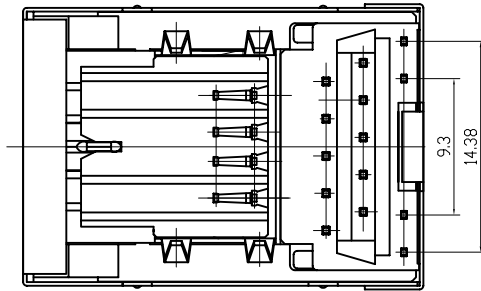
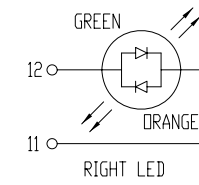
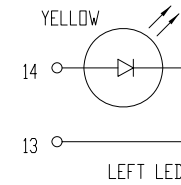


1

2



PCB BOARD LAYOUT



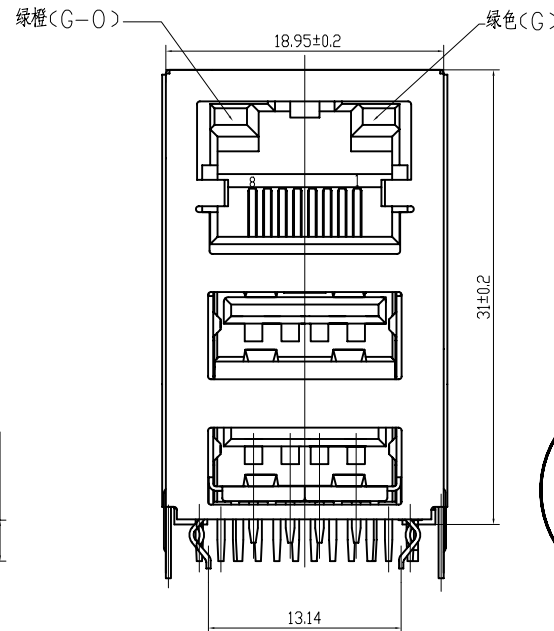
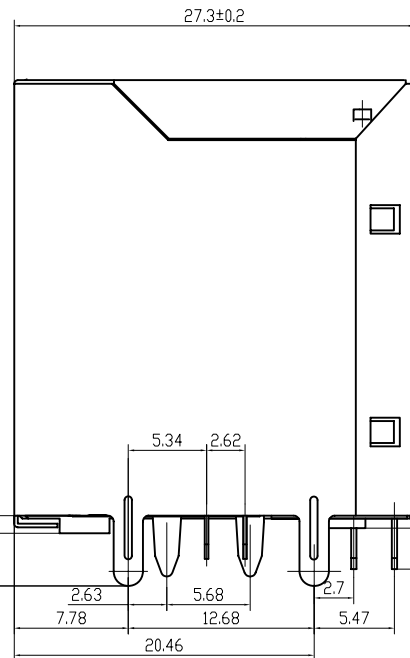

LED Specification

Standard LED Color	LED Wavelength	Forward (V MAX)	Typical (V TYP)	Luminous Intensity
Green	560-580 nm	2.5V	2.1-2.2V	9-25 MCD
Yellow	580-610 nm	2.5V	2.1-2.2V	9-30 MCD
Orange	580-610 nm	2.5V	2.1-2.2V	50-100 MCD

1. LED intensity/wavelength measured with Photo Research PR-650 Colormeter
2. With a forward current of 20 mA, Absolute Maximum Ratings (Ta=25°C)

Specification:

- 1: TOLERANCES UNLESS OTHERWISE SPECIFIED :  
 0~10±0.15, 10~20±0.2, 20~40±0.25,  
 40~70±0.3, >70±0.4
- 2: JACK CAVITY CONFORMS TO FCC RULES AND REGULATIONS, PART 68 SUBPART F.



**B-TOP®** 东莞市博腾电子科技有限公司  
 Dongguan BroadTop Electronic Technology Co., Ltd.

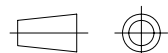
Designed  
 Checked  
 Approved

MATERIAL

DESCRIPTION

B50(03-01)F5-12-U613-C52(USB+RJ45 Y-GO LED)

FIRST ANGLE PROJECTION



TEL: 0769-38926198  
 FAX: 0769-38926199  
 Website: www.BtopTech.cn  
 www.BtopTech.com

SCALE

2:1

UNIT

mm

MODEL NO.

REV.

V1.0

1

2

DESCRIPTION

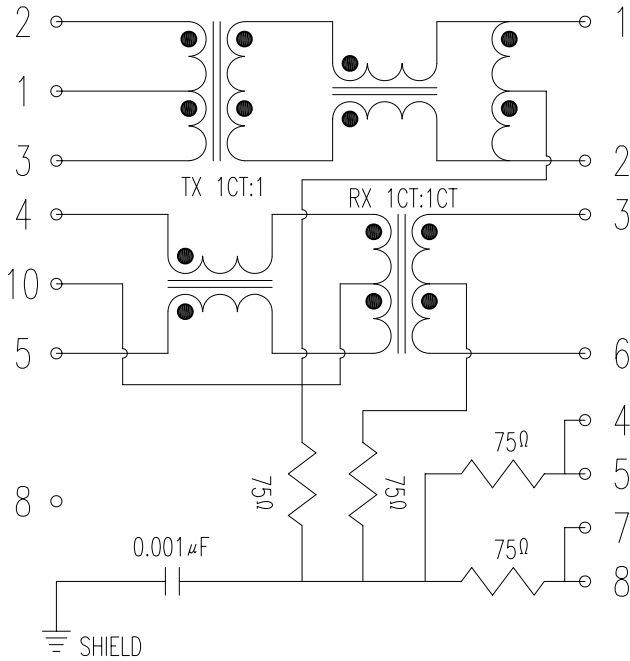

RJ45 With internal Magnetics Connector  
 Designe to support such applications as:Ethernet Equipment Complex,Switches,Routers,Firewalls,Servers and Hub  
 Internal magnetics are 100% electrically tested for functionality per IEEE802.3 requirement

**ELECTRICAL:** RoHS peak wave solder temperature rating 235℃  
 High performance for maximum EMI suppression  
 350uH minnum OCL with 8mA bias current  
 PoE rating:15W,350mA,48V (For PoE Products only)

**JACK CAVITY CONFORMS TO FCC RULES AND REGULATIONS,PART 68 SUBPART F.**

**MECHANICAL:**  
 INSERTION FORCE: 2 CONTACTS----350g 4 CONTACTS----500g  
 6 CONTACTS----750g 8 CONTACTS----900g  
 RETENTION STRENGTH: 7.7Kgs BETWEEN JACK AND PLUG  
 DURABILITY: 750 MATING CYCLES Mini

**MATERIAL:**  
 HOUSING: 1) GLASS FILLED PA66 (UL 94V-0)  
 2) GLASS FILLED PA46/LCP (UL 94V-0)  
 3) GLASS FILLED PBT (UL 94V-0)  
 SPRING WIRE: 1) 0.2-0.45mm DIA PHOSPHOR BRONZE GOLD PLATING OVER NICKEL  
 2) 0.2-0.35mm THICKNESS PHOSPHOR BRONZE ALLOY SELECTIVE GOLD PLATING OVER NICKEL  
 SHIELDING: 0.12-0.24mm THICKNESS COPPER ALLOY WITH TIN PLATED  
 GOLD PLATING: 3μ", 6μ", 15μ", 30μ", 50μ"  
 WORKING TEMPERATURE: -20℃~70℃  
 TOLERANCES UNLESS OTHERWISE SPECIFIED : 0~10±0.15, 10~20±0.2, 20~40±0.25, 40~70±0.3, >70±0.4



ELECTRICAL SPECIFICATIONS AT 25℃

Insertion Loss dB max	Return Loss dB min				Crosstalk(db TYP)			Common Mode Rejection (dB TYP)		Hipot(vrms)
	1-100MHz	1-30MHz	30- 60MHz	60- 100MHz	1-30MHz	30- 60MHz	60- 100MHz	1-50MHz	50-150MHz	
-1.0	-18	-16	-12		-40	-35	-30	-30	-20	1500/0.5mA

**B N (Z) G X - M - A B C D - E H I**

"B" with the company code

Series of products: 60:Double deck RJ45 connector + transformer series(In sidelong footprint); 59:Double deck RJ45 connector + transformer series(In vertical footprint); 50: Single RJ45 + transformer series;52/53/55/56 LED/56/57/59: Ordinary RJ45 series;DX: that strip line series; 40: Conversion said Connectivity 80: Series that UK; 91: Automotive connector public Block;92: Automotive connector mother Block; 93: HDMI the head;94: HDMI mother Block; 95: SMT series; 96: RUS for switches

**Family code (sequence id): 1-99**

Type of product code: G: Gighbit RJ45 transformer; F: 100Base RJ45 transformer; M: for no transformer RJ45 products; W: Series for board-to-board code

**Number of magnetic ring**  
 The No. of circuit

Product definition LOGO: 1- Press "B-TOP"; 2- No "B-TOP"; 3- Other companies LOGO

Product definition plastic materials: 1-PA66,2-PA46, 3-PA, 4-PA6, 5-PBT, 6-ABS, 7-PA9T, 8-PC

Pin definition of the product:F-Pin after; B-Pin back; C- No definition of the product

Electroplating product definition: gold-plated terminals(degrees after nickel plated) 1-F μ" ; 2-3 μ" ; 3-6 μ" ; 4-15 μ" ; 5-30 μ" ; 6-50 μ" ; 7-(Ni-50 μ" ; Sn-80-120 μ" );

Product shielding definition: 0 - no shielding shell; 1 - without shielding shell shrapnel; 2 - shielding a shell shrapnel; 3 - a half-shield shell;

Products luminous definition: 0 - No LED; 1- Left Yellow Right Green; 2 - Left Green Right Yellow; 3 - Double Green; 4 - Double Yellow; 5 - LED straight for the pin; 6 - A special definition; 7 - Single line LEDs

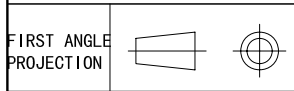
Products out port " 1-2X1" 2-2X2" 4-2X4" 5-2X5" 6-2X6" 8-2X8" A-1X1" B-1X2" C-1X4" D-1X5" E-1X6" I-1X8" U-(USB-RJ45)" P-TAB UP1X1" H-TAB UP1X2" K-TAB UP1X4"

**B-TOP®** 东莞市博腾电子科技有限公司  
 Dongguan BroadTop Electronic Technology Co., Ltd.

Designed  
 Checked  
 Approved  
 Yonghong Zhu

MATERIAL  
 SCALE 1.8:1  
 UNIT mm  
 MODEL NO.

DESCRIPTION  
 BT F5-12  
 REV.  
 B80010001211



TEL: 0769-38926198  
 FAX: 0769-38926199  
 Website: www.BtopTech.cn