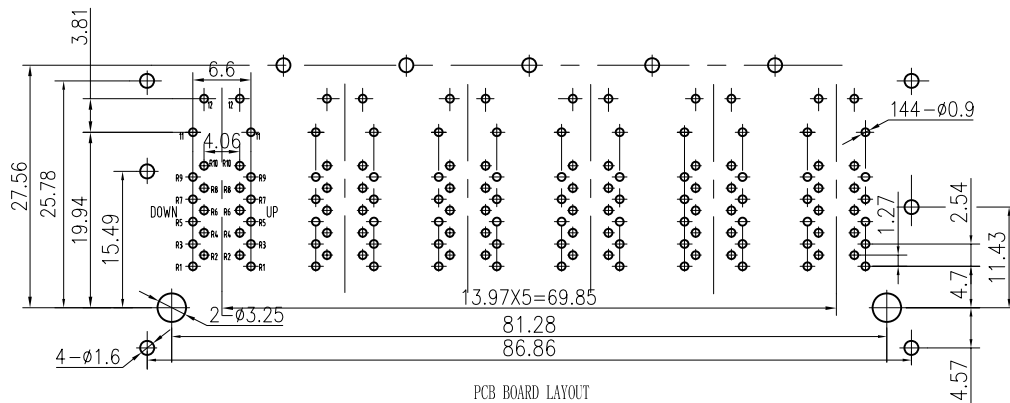
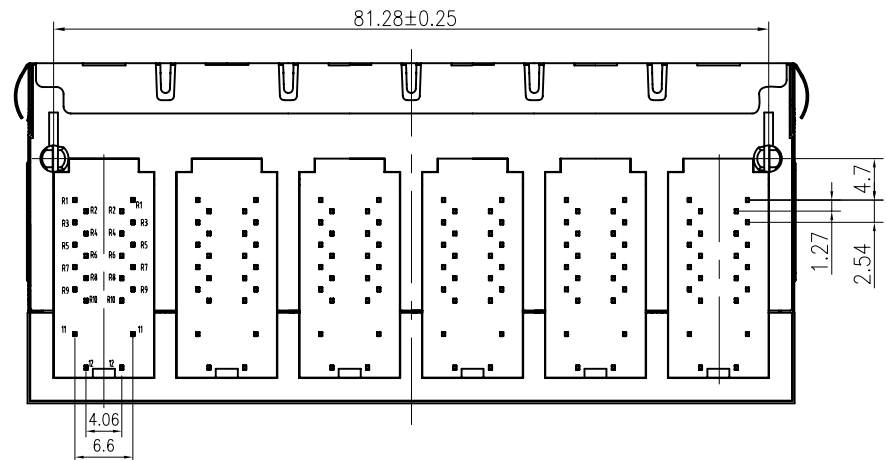


A



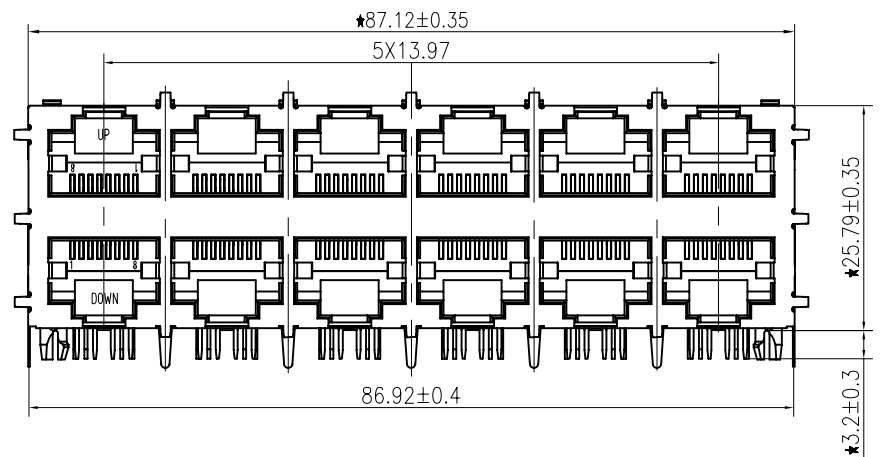
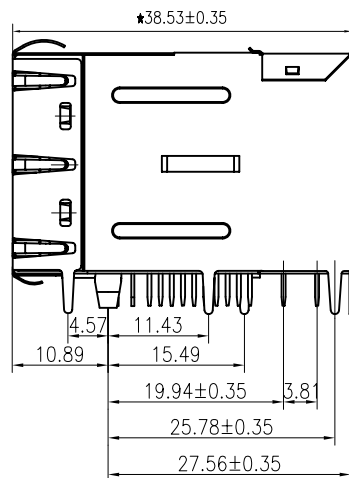
2



A



1:TOLERANCES UNLESS OTHERWISE SPECIFIED:  
 0~10±0.15、10~20±0.2、20~40±0.25、  
 40~70±0.3、>70±0.4  
 2:JACK CAVITY CONFORMS TO FCC RULES AND  
 REGULATIONS,PART 68 SUBPART F.



B

B

**B-TOP**® 东莞市博腾电子科技有限公司  
 Dongguan BroadTop Electronic Technology Co., Ltd.

Designed

MATERIAL

DESCRIPTION

B59(169-03)GP8-19A-6023-C12(2X6 EMI POE)

Checked

SCALE

1:2:1

UNIT

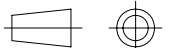
mm

MODEL NO.

REV.

1.1

FIRST ANGLE  
PROJECTION

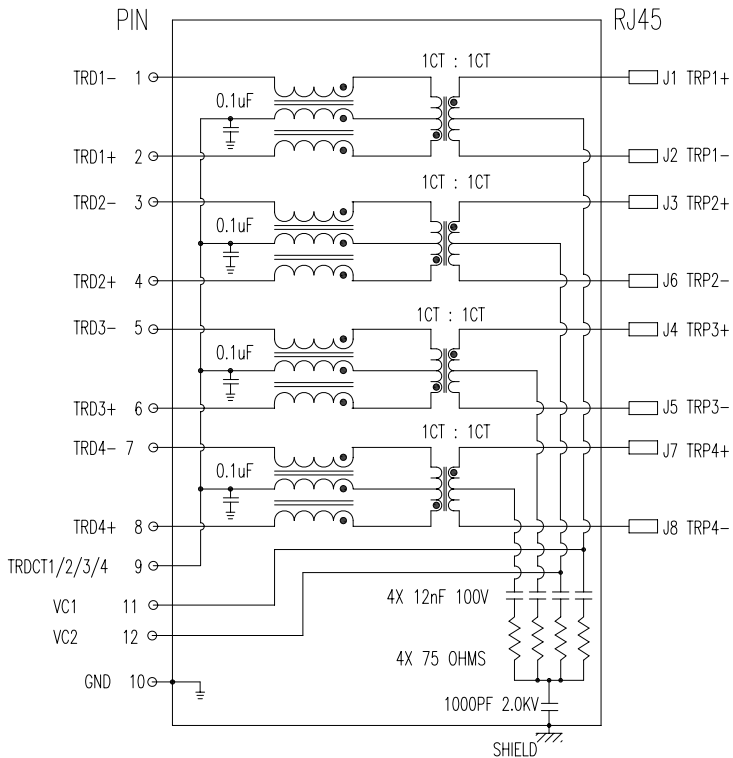


TEL: 0769-38926198  
 FAX: 0769-38926199  
 Website: www.BtopTech.cn  
 www.BtopTech.com

20170726

1

2



### DESCRIPTION

**ELECTRICAL:** RJ45 With internal Magnetics Connector  
 Designde to support such applications as:Ethernet Equipment Complex,Switches,Routers,Firewalls,Servers and Hub  
 Internal magnetics are 100% electrically tested for functionality per IEEE802.3af/at requirement  
 RoHS peak wave solder temperature rating 235℃  
 High performance for maximum EMI suppression  
 350uH minmum OCL with 8mA bias current; DCR: 1.4 Ohms Max  
 HIPOT:1.5KVrms MIN,60S; TURN RATIO:1:1±3%  
 PoE rating:15W 350mA,48V;PoE+ rating:30W,750mA,57V;PoE++ rating:60W,1000mA,57V (For PoE Products only)  
 JACK CAVITY CONFORMS TO FCC RULES AND REGULATIONS,PART 68 SUBPART F.

**Surge Protection:**

- TEC 6100-4-5(L-L 1kV Criteion B)
- TEC 6100-4-5(L-L 2kV Criteion C)
- TEC 6100-4-5(L-G 4kV Criteion B)
- TEC 6100-4-5(L-G 6kV Criteion C)

**MECHANICAL:** JACK CAVITY CONFORMS TO FCC RULES AND REGULATIONS,PART 68 SUBPART F.

- INSERTION FORCE: 8 CONTACTS--900g,10 CONTACTS--1050g
- RETENTION STRENGTH: 7.7Kgs BETWEEN JACK AND PLUG
- DURABILITY: 750 MATING CYCLES Mini
- MATERIAL:** HOUSING: 1) GLASS FILLED PA66 (UL 94V-0)  
 2) GLASS FILLED PA46/PA6T/PA9T/LCP<265℃> (UL 94V-0)  
 3) GLASS FILLED PBT/PA/ABS/PC (UL 94V-0)

SPRING WIRE: 0.25-0.35mm THICKNESS PHOSPHOR BRONZE ALLOY SELECTIVE GOLD PLATING OVER NICKEL<50-80μ"> OVER TIN<60-120μ">


GOLD PLATING: 3μ", 6μ", 15μ", 30μ", 50μ"

Signal pin: 0.35\*0.42mm(OR:0.4\*0.4mm) THICKNESS COPPER ALLOY WITH BOTTOM LAYER NI 30~50U" OVER BRIGHT TIN 60~120U"

SHIELDING: 0.2-0.24mm THICKNESS COPPER ALLOY WITH NICKEL<50-100μ"> PLATED

Storage: -40℃~85℃ Relative Humidity<70%

Operating: 0℃~+70℃



### ELECTRICAL SPECIFICATIONS AT 25 °C

Insertion Loss dB max	Return Loss dB min		Crosstalk(db TYP)	Common Mode Rejection (dB TYP)	Hipot(vrms)
	1-125MHz	1-30MHz			
-1.2	-18	-18+20log(f/30MHz)	-30	-30	1000/0.5mA OR 2000DC/0.1mA

B N (Z) G X - M - A B C D - E H I

"B" with the company code  
 Series of products: 60:Double deck RJ45 connector + transformer series(In side/long footprint); 59:Double deck RJ45 connector + transformer series(In vertical footprint);50: Single RJ45 + transformer series;52/53/55/56 LED;56/57/59: Ordinary RJ45 series;0X: that strip line series; 40: Conversion said  
 Connectivity: 80: Series that 0X; 91: Automotive connector public Block;92: Automotive connector mother Block; 93: HDMI the head;94: HDMI mother Block; 95: SMT series; 96: BHS for switches  
**Family code (sequence id):1-99**  
 Type of product code: G: Gigabit RJ45 transformer; F: 100Base RJ45 transformer; Y: for no transformer RJ45 products; X: Series for board-to-board code  
**Number of magnetic ring**  
 The No. of circuit  
 Product definition LOGO: 1 - Press "B-TOP";2- No "B-TOP"; 3- Other companies LOGO  
 Product definition plastic materials: 1-PA66,2-PA46, 3-PA, 4-PA6, 5-PBT, 6-ABS, 7-PA9T,8-PC,9-LCP  
 Pin definition of the product:F-Pin after; B-Pin back; C- No definition of the product  
 Electroplating product definition: gold-plated terminals(degrees after nickel plated): 1-F: "2-3μ" ;2-3μ" ;3-5μ" ;4-15μ" ;5-30μ" ;6-50μ" ;7-100-50μ" ;8-80-120μ" );  
 Product shielding definition: 0 - no shielding shell; 1 - without shielding shell shrapnet; 2 - shielding a shell shrapnet; 3 - a half-shield shell;  
 Products Luminous definition: 0 - No LED; 1 -Left Yellow Right Green; 2 - Left Green Right Yellow; 3 - Double Green; 4 - Double Yellow; 5 - LED straight for the pin; 6 - A special definition;7 - Single linear LEDs  
 Products out part: 1-211 2-232 3-235 4-234 5-235 6-235 8-238 9-181 B-182 G-184 D-185 E-186 F-187 G-188 H-189 I-190 J-191 K-192 L-193 M-194 N-195 O-196 P-197 Q-198 R-199 S-200 T-201 U-202 V-203 W-204 X-205 Y-206 Z-207

A

A

B

B

<b>B-TOP®</b> 东莞博腾电子科技有限公司 Dongguan BroadTop Electronic Technology Co., Ltd.			Designed			MATERIAL			DESCRIPTION	BT GP8-19A POE		
FIRST ANGLE PROJECTION		TEL: 0769-38926198 FAX: 0769-38926199 Website: www.BtopTech.com	Checked			SCALE	1.8:1	UNIT	mm	MODEL NO.	B80020001911	
			Approved								REV.	1.1
20170726			1						2			