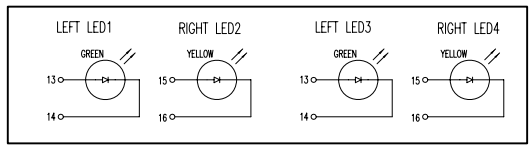


PCB BOARD LAYOUT

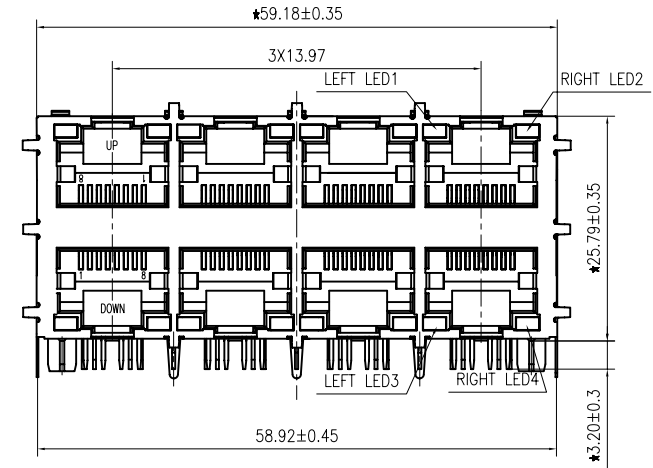
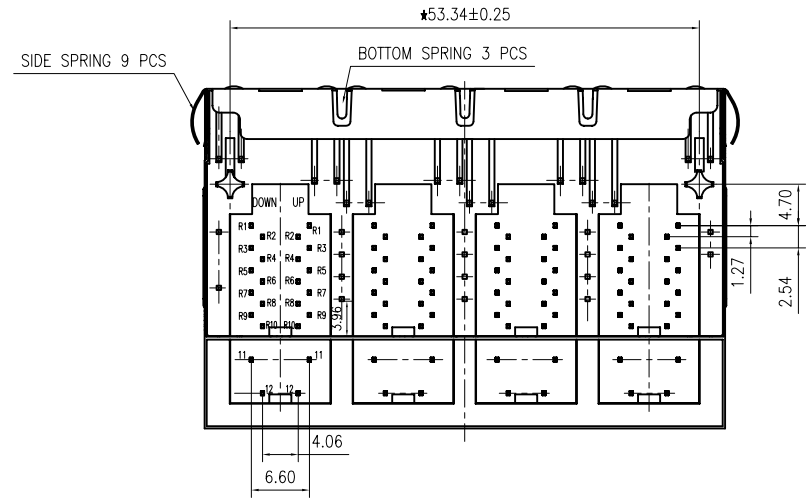
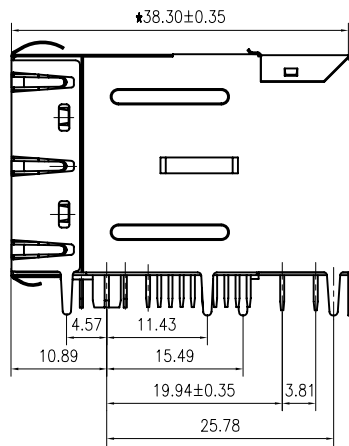



LED Specification

Standard LED Color	LED Wavelength	Forward (V MAX)	Typical (V TYP)	Luminous Intensity
Green	560-580 nm	2.5V	2.1-2.2V	9-25 MCD
Yellow	580-610 nm	2.5V	2.1-2.2V	9-30 MCD
Orange	580-610 nm	2.5V	2.1-2.2V	50-100 MCD

- LED intensity/wavelength measured with Photo Research PR-650 Colormeter
- With a forward current of 20 mA, Absolute Maximum Ratings (Ta=25°C)

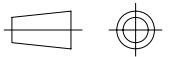
- 1: TOLERANCES UNLESS OTHERWISE SPECIFIED :
 0~10±0.15, 10~20±0.2, 20~40±0.25,
 40~70±0.3, >70±0.4
- 2: JACK CAVITY CONFORMS TO FCC RULES AND REGULATIONS, PART 68 SUBPART F.



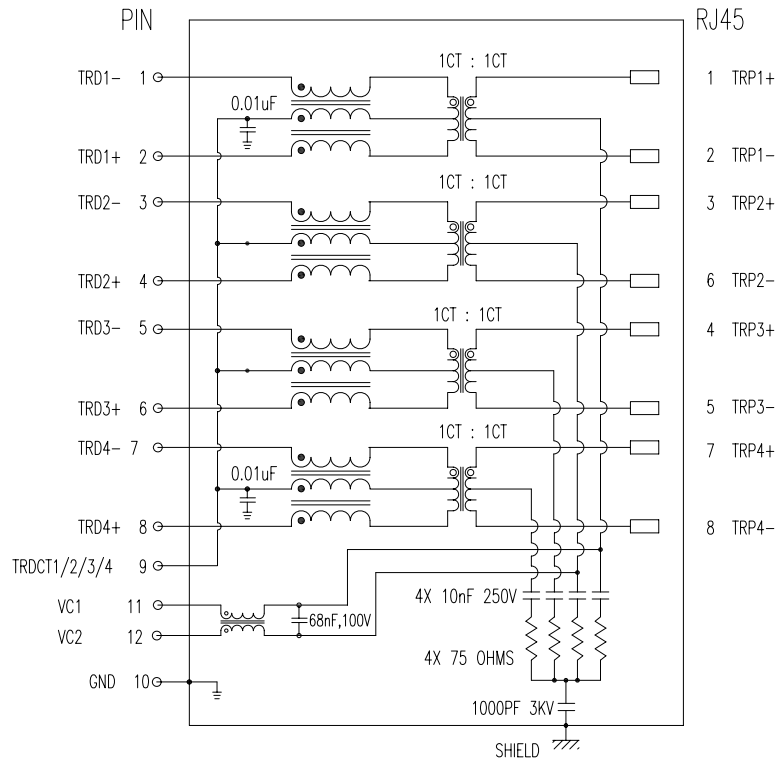
B-TOP® 东莞博腾电子科技有限公司
 Dongguan BroadTop Electronic Technology Co., Ltd.

Designed	MATERIAL			DESCRIPTION		B59(118-76)GP8-19J-4225-C12(2X4 POE EMI G-Y 中间LED)
Checked	SCALE			UNIT	MODEL NO.	
Approved	1.2:1	mm				
						REV.
						V1.2

FIRST ANGLE PROJECTION



TEL: 0769-38926198
 FAX: 0769-38926199
 Website: www.BtopTech.cn
 www.BtopTech.com




DESCRIPTION

RJ45 With internal Magnetics Connector
 Designe to support such applications as:Ethernet Equipment Complex,Switches,Routers,Firewalls,Servers and Hub
 Internal magnetics are 100% electrically tested for functionality per IEEE802.3af/at requirement

ELECTRICAL: RoHS peak wave solder temperature rating 235℃
 High performance for maximum EMI suppression
 350uH minnum OCL with 8mA bias current
 PoE rating:15W 350mA,48V;PoE+ rating:30W,750mA,57V;PoE++ rating:60W,1000mA,57V (For PoE Products only)

JACK CAVITY CONFORMS TO FCC RULES AND REGULATIONS,PART 68 SUBPART F.
 INSERTION FORCE: 2 CONTACTS-----350g 4 CONTACTS-----500g
 6 CONTACTS-----750g 8 CONTACTS-----900g
 10 CONTACTS-----1050g
 MECHANICAL: RETENTION STRENGTH: 7.7Kgs BETWEEN JACK AND PLUG
 DURABILITY: 750 MATING CYCLES Mini

HOUSING: 1) GLASS FILLED PA66 (UL 94V-0)
 2) GLASS FILLED PA46/LCP (UL 94V-0)
 3) GLASS FILLED PBT (UL 94V-0)
 MATERIAL: SPRING WIRE: 1) 0.2-0.45mm DIA PHOSPHOR BRONZE GOLD PLATING OVER NICKEL
 2) 0.2-0.35mm THICKNESS PHOSPHOR BRONZE ALLOY SELECTIVE GOLD PLATING OVER NICKEL
 SHIELDING: 0.12-0.24mm THICKNESS COPPER ALLOY WITH TIN PLATED
 GOLD PLATING: 3μ", 6μ", 15μ", 30μ", 50μ"
 WORKING TEMPERATURE: -20℃~70℃
 TOLERANCES UNLESS OTHERWISE SPECIFIED : 0~10±0.15, 10~20±0.2, 20~40±0.25, 40~70±0.3, >70±0.4



ELECTRICAL SPECIFICATIONS AT 25 °C

Insertion Loss dB max	Return Loss dB min		Crosstalk(dB TYP)	Common Mode Rejection (dB TYP)	Hipot(vrms)
	1-30MHz	30- 80MHz			
1-125MHz	1-30MHz	30- 80MHz	1- 100MHz	1-100MHz	
-1.2	-18	-18+20log(f/30MHz)	-30	-30	1500/0.5mA OR 2250DC/0.1mA

B N (Z) G X - M - A B C D - E H I

"B" with the company code

Series of products: 60:Double deck RJ45 connector + transformer series(In sidelong footprint); 59:Double deck RJ45 connector + transformer series(In vertical footprint);50: Single RJ45 + transformer series;52/53/55/56 LED/56/57/59: Ordinary RJ45 series;DX: that strip line series; 40: Conversion said Connectivity 80: Series that UK; 91: Automotive connector public Block;92: Automotive connector mother Block; 93: HDMI the head;94: HDMI mother Block; 95: SMT series; 96: RBS for switches

Family code (sequence id): 1-99

Type of product code: G: Gigabit RJ45 transformer; P: 100Base RJ45 transformer; W: for no transformer RJ45 products; H: Series for board-to-board code

Number of magnetic ring
The No. of circuit

Product definition LOGO: 1 - Press "B-TOP";2- No "B-TOP"; 3- Other companies LOGO

Product definition plastic materials: 1-PA66,2-PA46, 3-PA, 4-PA6, 5-PBT, 6-ABS, 7-PA9T,8-PC,9-LCP

Pin definition of the product:F-Pin after; B-Pin back; C- No definition of the product

Electroplating product definition: gold-plated terminals(degrees after nickel plated) 1-F μ " ; 2-3 μ " ;3-6 μ " ; 4-15 μ " ; 5-30 μ " ; 6-50 μ " ;7-(NI-50 μ " ,Sn-80-120 μ ");

Product shielding definition: 0- no shielding shell; 1- without shielding shell shrapnel; 2 - shielding a shell shrapnel; 3 - a half-shield shell

Products luminous definition: 0 - No LED; 1-Left Yellow Right Green; 2 - Left Green Right Yellow; 3 - Double Green; 4 - Double Yellow; 5- LED straight for the pin; 6 - A special definition;7 - Single linear LEDs

Products out port: 1-2X1 2-2X2 4-2X4 5-2X5 6-2X6 8-2x8 A-1X1 B-1X2 C-1X4 D-1X5 E-1X6 F-1X8 G-(USB+RJ45) P-TAB UP1X1 H-TAB UP1X2 K-TAB UP1X4

B-TOP® 东莞博腾电子科技有限公司
 Dongguan BroadTop Electronic Technology Co., Ltd.

TEL: 0769-38926198
 FAX: 0769-38926199
 Website: www.BtopTech.cn
 www.BtopTech.com

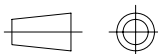
Designed
 Checked
 Approved

MATERIAL

DESCRIPTION

BT GP8-19J 3KV 10nF 15W

FIRST ANGLE PROJECTION



SCALE

1.8:1

UNIT

mm

MODEL NO.

B80020001911

REV.