



PCB BOARD LAYOUT



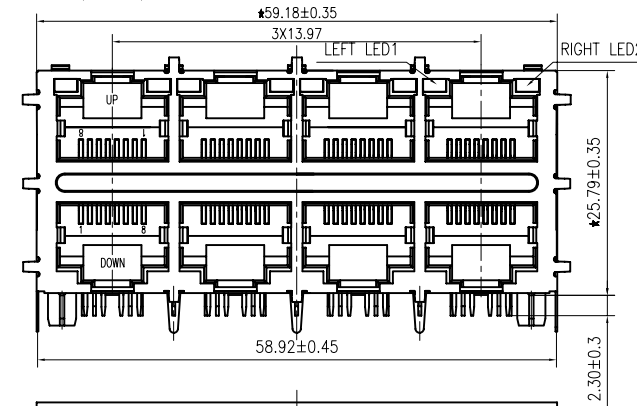
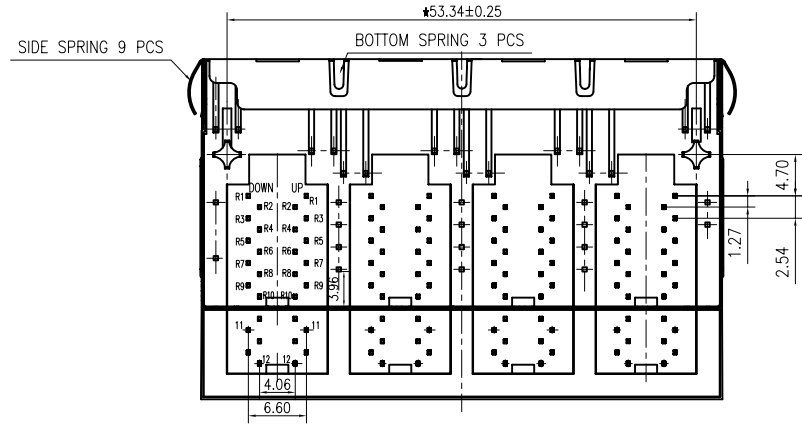
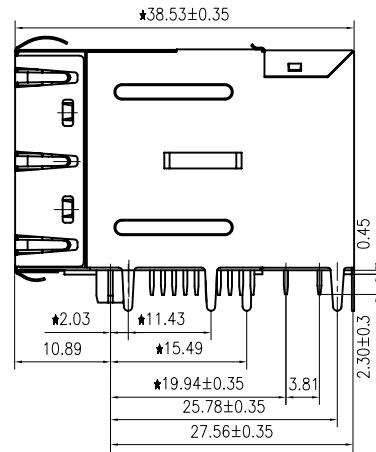
LED Specification

Standard LED Color	LED Wavelength	Forward (V MAX)	Typical (V TYP)	Luminous Intensity
Green	520-565 nm	2.5V	2.1-2.2V	9-25 MCD
Yellow	580-610 nm	2.5V	2.1-2.2V	9-30 MCD
Orange	603-610 nm	2.5V	2.1-2.2V	50-100 MCD

- LED intensity/wavelength measured with Photo Research PR-650 Colormeter
- With a forward current of 20 mA, Absolute Maximum Ratings (Ta=25°C)

- 1: TOLERANCES UNLESS OTHERWISE SPECIFIED :
- 0~10±0.15, 10~20±0.2, 20~40±0.25,
  - 40~70±0.3, >70±0.4

- 2: JACK CAVITY CONFORMS TO FCC RULES AND REGULATIONS, PART 68 SUBPART F.



A

A

B

B

**B-TOP**® 东莞博腾电子科技有限公司  
Dongguan BroadTop Electronic Technology Co., Ltd.

Designed

MATERIAL

DESCRIPTION

B59(118-72)GP8-19G-4725-C12((2X4 POE EMI G-Y 单轴LED 2.3PIN)

Checked

SCALE

1.2:1

UNIT

mm

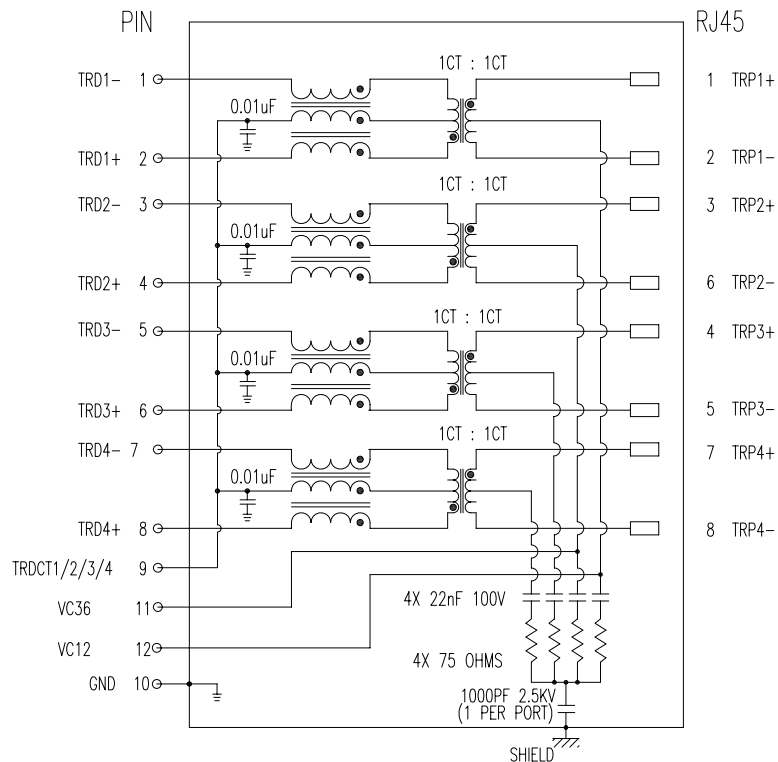
MODEL NO.

REV.

FIRST ANGLE PROJECTION



TEL: 0769-38926198  
FAX: 0769-38926199  
Website: www.BtopTech.cn  
www.BtopTech.com



### DESCRIPTION

RJ45 With internal Magnetics Connector

Designede to support such applications as:Ethernet Equipment Complex,Switches,Routers,Firewalls,Servers and Hub Internal magnetics are 100% electrically tested for functionality per IEEE802.3af/at requirement

**ELECTRICAL:** RoHS peak wave solder temperature rating 235°C

High performance for maximum EMI suppression

350uH minmum OCL with 8mA bias current; DCR: 1.4 Ohms Max

HIPOT:2.25KV<DC>rms MIN,60S; TURN RATIO:1:1±3%

PoE rating:30W,750mA,54V (For PoE Products only)

JACK CAVITY CONFORMS TO FCC RULES AND REGULATIONS,PART 68 SUBPART F.

**MECHANICAL:**

INSERTION FORCE: 2 CONTACTS----350g 4 CONTACTS----500g

6 CONTACTS----750g 8 CONTACTS----900g

10 CONTACTS----1050g

RETENTION STRENGTH: 7.7Kgs BETWEEN JACK AND PLUG

DURABILITY: 750 MATING CYCLES Mini

**MATERIAL:**

HOUSING: 1) GLASS FILLED PA66 (UL 94V-0)

2) GLASS FILLED PA46/LCP (UL 94V-0)

3) GLASS FILLED PBT (UL 94V-0)

SPRING WIRE: 1) 0.2-0.45mm DIA PHOSPHOR BRONZE GOLD PLATING OVER NICKEL

2) 0.2-0.35mm THICKNESS PHOSPHOR BRONZE ALLOY SELECTIVE GOLD PLATING OVER NICKEL

SHIELDING: 0.12-0.24mm THICKNESS COPPER ALLOY WITH TIN PLATED

GOLD PLATING: 3μ", 6μ", 15μ", 30μ", 50μ"

WORKING TEMPERATURE: -40°C~85°C

TOLERANCES UNLESS OTHERWISE SPECIFIED : 0~10±0.15, 10~20±0.2, 20~40±0.25, 40~70±0.3, >70±0.4



### ELECTRICAL SPECIFICATIONS AT 25 °C

Insertion Loss dB max	Return Loss dB min		Crosstalk(db TYP)	Common Mode Rejection (dB TYP)	Hipot(vrms)
	1-125MHz	1-30MHz			
-1.2	-18	-18+20log(f/30MHz)	-30	-30	1500/0.5mA OR 2250DC/0.1mA

"B" with the company code

Series of products: 60:Double deck RJ45 connector + transformer series(In sidelong footprint); 59:Double deck RJ45 connector + transformer series(In vertical footprint);50: Single RJ45 + transformer series;52/53/55/56 LED/56/57/59: Ordinary RJ45 series;DX: that strip line series; 40: Conversion said Connectivity 80: Series that UK; 91: Automotive connector public Block;92: Automotive connector mother Block; 93: HDMI the head;94: HDMI mother Block; 95: SMT series; 96: RBS for switches

Family code (sequence id): 1-99

Type of product code: G: Gigabit RJ45 transformer; F: 100Base RJ45 transformer; W: for no transformer RJ45 products; M: Series for board-to-board code

Number of magnetic ring

The No. of circuit

B N (Z) G X - M - A B C D - E H I

Product definition LOGO: 1 - Press "B-TOP";2- No "B-TOP"; 3- Other companies LOGO

Product definition plastic materials: 1-PA66,2-PA46, 3-PA, 4-PA6, 5-PBT, 6-ABS, 7-PA9T,8-PC,9-LCP

Pin definition of the product:F-Pin after; B-Pin back; C- No definition of the product

Electroplating product definition: gold-plated terminals(degrees after nickel plated) 1-F μ " ; 2-3 μ " ;3-6 μ " ; 4-15 μ " ; 5-30 μ " ; 6-50 μ " ;7-(NI-50 μ " ,Sn-80-120 μ " );

Product shielding definition: 0- no shielding shell; 1- without shielding shell shrapnel; 2 - shielding a shell shrapnel; 3 - a half-shield shell

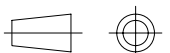
Products luminous definition: 0 - No LED; 1-Left Yellow Right Green; 2- Left Green Right Yellow; 3 - Double Green; 4 - Double Yellow; 5- LED straight for the pin; 6 - A special definition;7 - Single linear LEDs

Products out port: 1-2X1 2-2X2 4-2X4 5-2X5 6-2X6 8-2x8 A-1X1 B-1X2 C-1X4 D-1X5 E-1X6 F-1X8 G-(USB+RJ45) P-TAB UP1X1 H-TAB UP1X2 K-TAB UP1X4

**B-TOP®** 东莞博腾电子科技有限公司  
Dongguan BroadTop Electronic Technology Co., Ltd.

TEL: 0769-38926198  
FAX: 0769-38926199  
Website: www.BtopTech.cn  
www.BtopTech.com

FIRST ANGLE PROJECTION



Designed

Checked

Approved

MATERIAL

DESCRIPTION

BT GP8-19G (POE 30W 22nF 54V)

SCALE

1.8:1

UNIT

mm

MODEL NO.

B80020001911

REV.