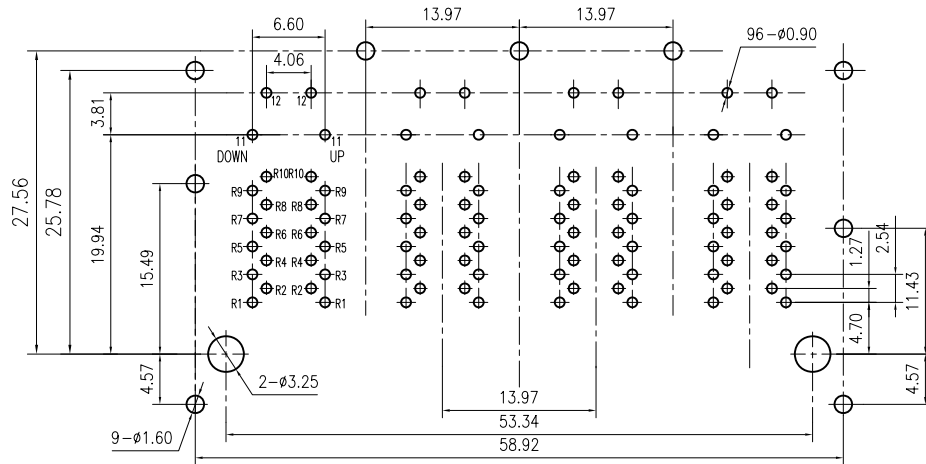

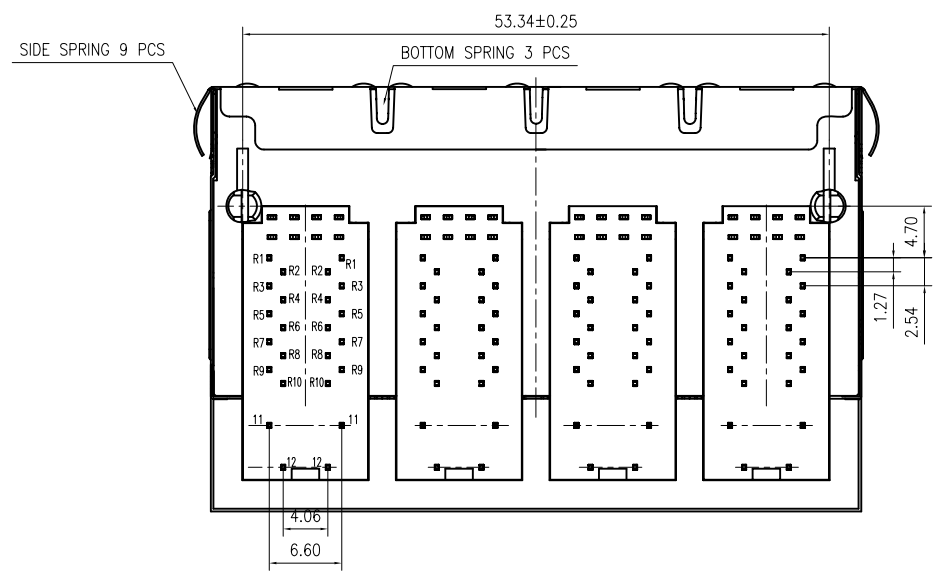


1

2

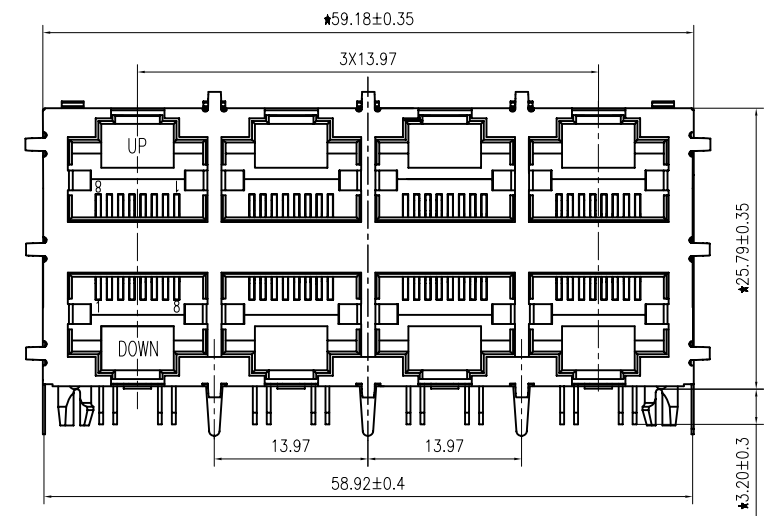
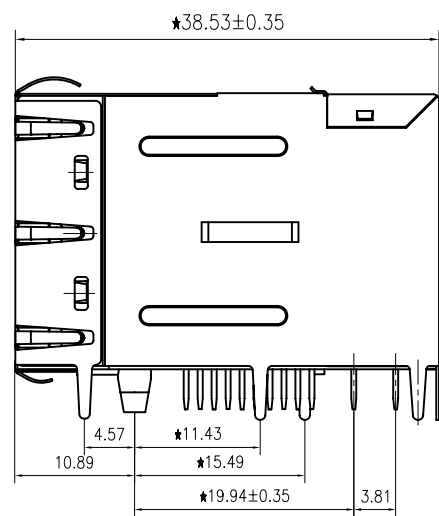


PCB BOARD LAYOUT



Specification:

- 1:TOLERANCES UNLESS OTHERWISE SPECIFIED :
0~10±0.15、10~20±0.2、20~40±0.25、
40~70±0.3、≥70±0.4
- 2:JACK CAVITY CONFORMS TO FCC RULES AND REGULATIONS,PART 68 SUBPART F.



B-TOP ® 东莞市博腾电子科技有限公司 Dongguan BroadTop Electronic Technology Co., Ltd.		Designed	MATERIAL		DESCRIPTION		B59(118-11)GP8-103F-4023-C12(2X4 POE EMI)	
FIRST ANGLE PROJECTION		Checked	SCALE	1.5:1	UNIT	mm	MODEL NO.	REV.
		Approved						
TEL: 0769-38926198	Website: www.BtopTech.cn							
FAX: 0769-38926199	www.BtopTech.com							

1

2

