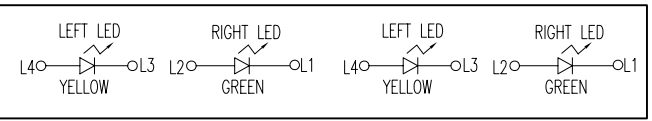

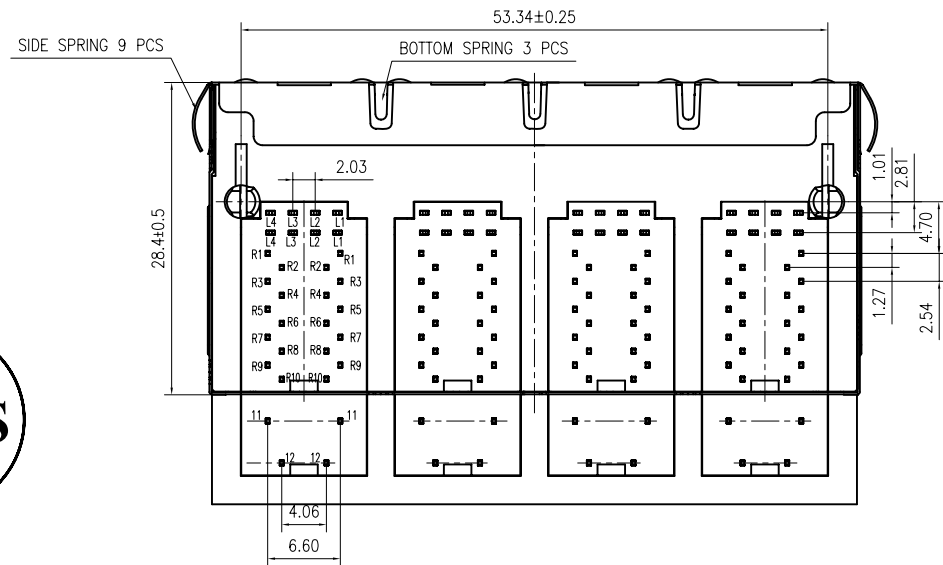
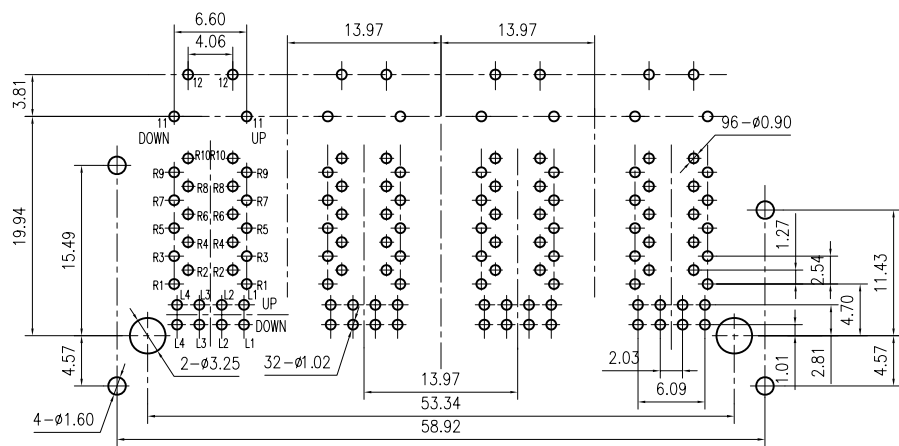


1

2



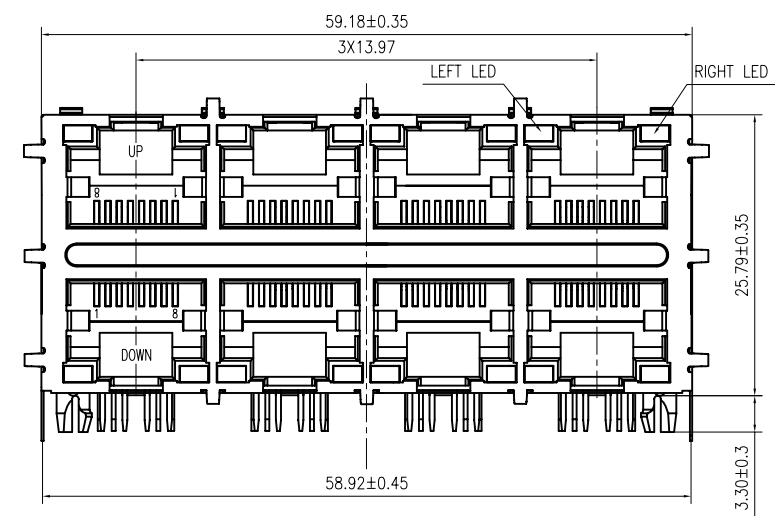
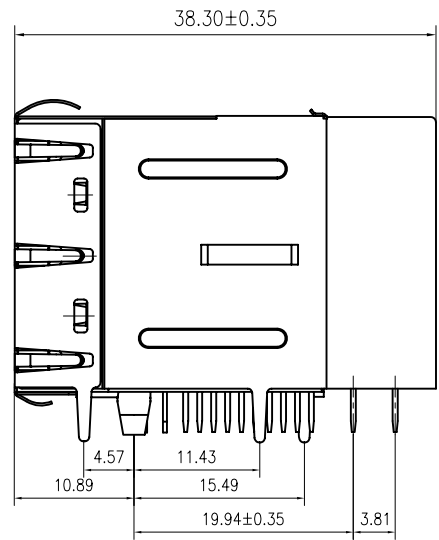
LED Specification

Standard LED Color	LED Wavelength	Forward (V MAX)	Typical (V TYP)	Luminous Intensity
Green	560-580 nm	2.5V	2.1-2.2V	9-25 MCD
Yellow	580-610 nm	2.5V	2.1-2.2V	9-30 MCD
Orange	580-610 nm	2.5V	2.1-2.2V	50-100 MCD

- LED intensity/wavelength measured with Photo Research PR-650 Colormeter
- With a forward current of 20 mA, Absolute Maximum Ratings (Ta=25°C)

1: TOLERANCES UNLESS OTHERWISE SPECIFIED :
 0~10±0.15, 10~20±0.2, 20~40±0.25,
 40~70±0.3, ≥70±0.4

2: JACK CAVITY CONFORMS TO FCC RULES AND REGULATIONS, PART 68 SUBPART F.



B-TOP® 东莞市博腾电子科技有限公司
 Dongguan BroadTop Electronic Technology Co., Ltd.

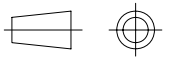
Designed
 Checked
 Approved

MATERIAL

DESCRIPTION

B59(119-01)FP4-237-4125-C12((2X4 POE 防雷 EMI Y-G LED)

FIRST ANGLE PROJECTION



TEL: 0769-38926198
 FAX: 0769-38926199
 Website: www.BtopTech.cn
 www.BtopTech.com

SCALE

1.5:1

UNIT

mm

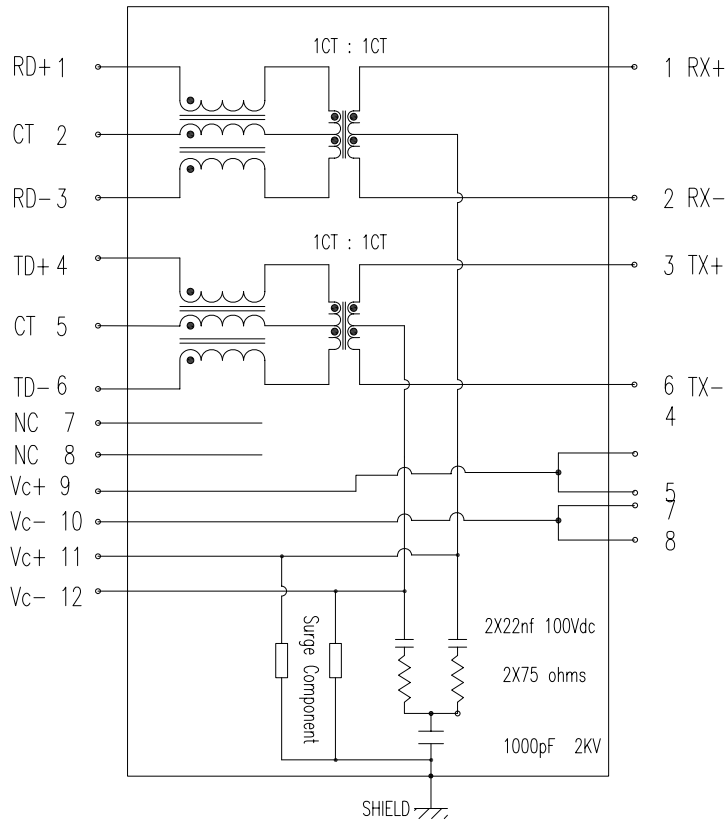
MODEL NO.

REV.

1

2

CONNECTOR SOLDER SIDE RJ45 CONTACT SIDE



DESCRIPTION

ELECTRICAL: RJ45 With internal Magnetics Connector
 Designed to support such applications as: Ethernet Equipment Complex, Switches, Routers, Firewalls, Servers and Hub
 Internal magnetics are 100% electrically tested for functionality per IEEE802.3af/at requirement
 RoHS peak wave solder temperature rating 235°C
 High performance for maximum EMI suppression
 350uH minimum OCL with 8mA bias current
 PoE rating: 30W, 750mA, 48V (For PoE Products only)

MECHANICAL: JACK CAVITY CONFORMS TO FCC RULES AND REGULATIONS, PART 68 SUBPART F.

INSERTION FORCE: 2 CONTACTS----350g 4 CONTACTS----500g
 6 CONTACTS----750g 8 CONTACTS----900g
 10 CONTACTS----1050g

RETENTION STRENGTH: 7.7Kgs BETWEEN JACK AND PLUG
DURABILITY: 750 MATING CYCLES Mini

MATERIAL: HOUSING: 1) GLASS FILLED PA66 (UL 94V-0)
 2) GLASS FILLED PA46/LCP (UL 94V-0)
 3) GLASS FILLED PBT (UL 94V-0)

SPRING WIRE: 1) 0.2-0.45mm DIA PHOSPHOR BRONZE GOLD PLATING OVER NICKEL
 2) 0.2-0.35mm THICKNESS PHOSPHOR BRONZE ALLOY SELECTIVE GOLD PLATING OVER NICKEL

SHIELDING: 0.12-0.24mm THICKNESS COPPER ALLOY WITH TIN PLATED

GOLD PLATING: 3μ", 6μ", 15μ", 30μ", 50μ"

WORKING TEMPERATURE: -40°C to +85°C

TOLERANCES UNLESS OTHERWISE SPECIFIED : 0~10±0.15, 10~20±0.2, 20~40±0.25, 40~70±0.3, >70±0.4



ELECTRICAL SPECIFICATIONS AT 25°C

Insertion Loss dB max	Return Loss dB min	Crosstalk (dB TYP)	Common Mode Rejection (dB TYP)	Hipot (vrms)
1-125MHz	1-30MHz	30- 80MHz	1- 100MHz	1-100MHz
-1.2	-18	-18+20log(f/30MHz)	-30	-30
				1500/0.5mA OR 2250DC/0.1mA

"B" with the company code

Series of products: 60: Double deck RJ45 connector + transformer series (in sidelong footprint); 59: Double deck RJ45 connector + transformer series (in vertical footprint); 50: Single RJ45 + transformer series; 52/53/55/56 LED/56/57/59: Ordinary RJ45 series; DX: that strip line series; 40: Conversion said Connectivity 80: Series that UK; 91: Automotive connector public Block; 92: Automotive connector mother Block; 93: HDMI the head; 94: HDMI mother Block; 95: SMT series; 96: RHS for switches

Family code (sequence id): 1-99

Type of product code: G: Gigabit RJ45 transformer; F: 100Base RJ45 transformer; R: for no transformer RJ45 products; W: Series for board-to-board code

Number of magnetic ring

The No. of circuit

B N (Z) G X - M - A B C D - E H I

Product definition LOGO: 1 - Press "B" - TOP
 "2- No "B" - TOP"; 3- Other companies LOGO

Product definition plastic materials: 1-PA66, 2-PA46, 3-PA, 4-PA6, 5-PBT, 6-ABS, 7-PA9T, 8-PC, 9-LCP

Pin definition of the product: F-Pin after; B-Pin back; C- No definition of the product

Electroplating product definition: gold-plated terminals (degrees after nickel plated) 1-F μ"; 2-3 μ"; 3-6 μ"; 4-15 μ"; 5-30 μ"; 6-50 μ"; 7-(Ni-50 μ"; Sn-80-120 μ");

Product shielding definition: 0 - no shielding shell; 1 - without shielding shell shrapnel; 2 - shlektling a shell shrapnel; 3 - a half-shield shell;

Products luminous definition: 0 - No LED; 1 - Left Yellow Right Green; 2 - Left Green Right Yellow; 3 - Double Green; 4 - Double Yellow; 5 - LED straight for the pin; 6 - A special definition; 7 - Single linear LEDs

Products out port: 1-2X1 2-2X2 4-2X4 5-2X5 6-2X6 8-2X8 A-1X1 B-1X2 C-1X4 D-1X5 E-1X6 I-1X8 U-(USB+RJ45) P-TAB UP1X1 H-TAB UP1X2 K-TAB UP1X4

B-TOP® 东莞市博腾电子科技有限公司
 Dongguan BroadTop Electronic Technology Co., Ltd.

Designed

Checked

Approved

MATERIAL

DESCRIPTION

BT PF4-237

FIRST ANGLE PROJECTION



TEL: 0769-38926198
 FAX: 0769-38926199
 Website: www.BtopTech.cn
 www.BtopTech.com

SCALE

1.8:1

UNIT

mm

MODEL NO.

B80010023711

REV.