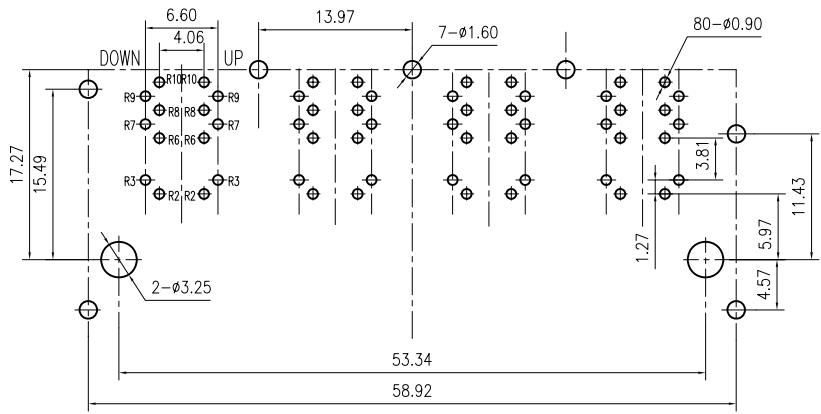

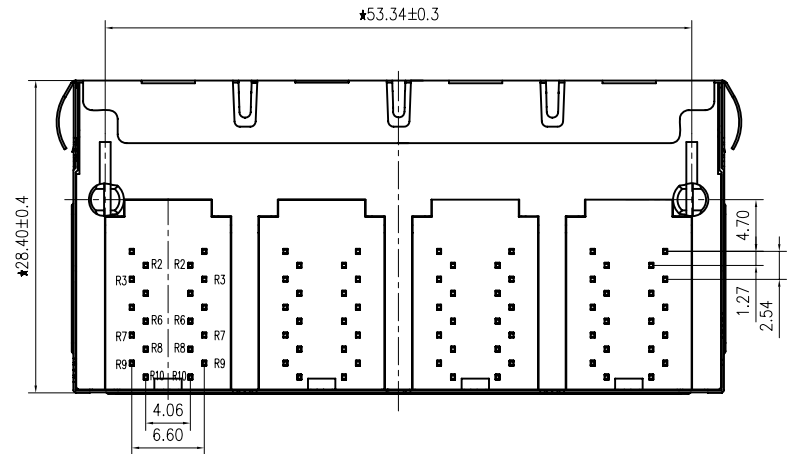


1

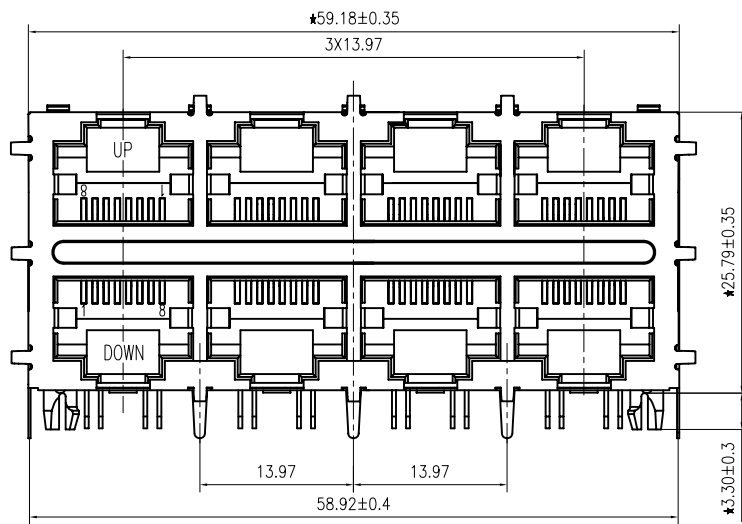
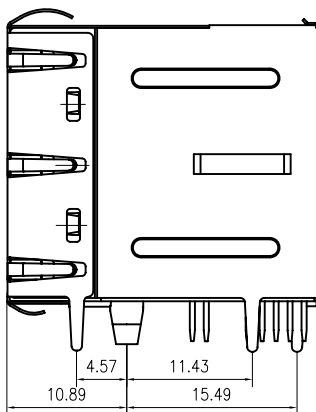
2



PCB BOARD LAYOUT



1:TOLERANCES UNLESS OTHERWISE SPECIFIED :  
 0~10±0.15、10~20±0.2、20~40±0.25、  
 40~70±0.3、≥70±0.4  
 2:JACK CAVITY CONFORMS TO FCC RULES AND  
 REGULATIONS,PART 68 SUBPART F.



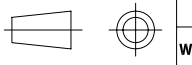
**B-TOP**® 东莞市博腾电子科技有限公司  
 Dongguan BroadTop Electronic Technology Co., Ltd.

Designed  
 Checked  
 Approved

MATERIAL  
 SCALE 1.5:1 UNIT mm

DESCRIPTION B59(117-11)FP4-162-4026-C12(2X4 EMI POE 7脚)  
 MODEL NO.  
 REV.

FIRST ANGLE PROJECTION

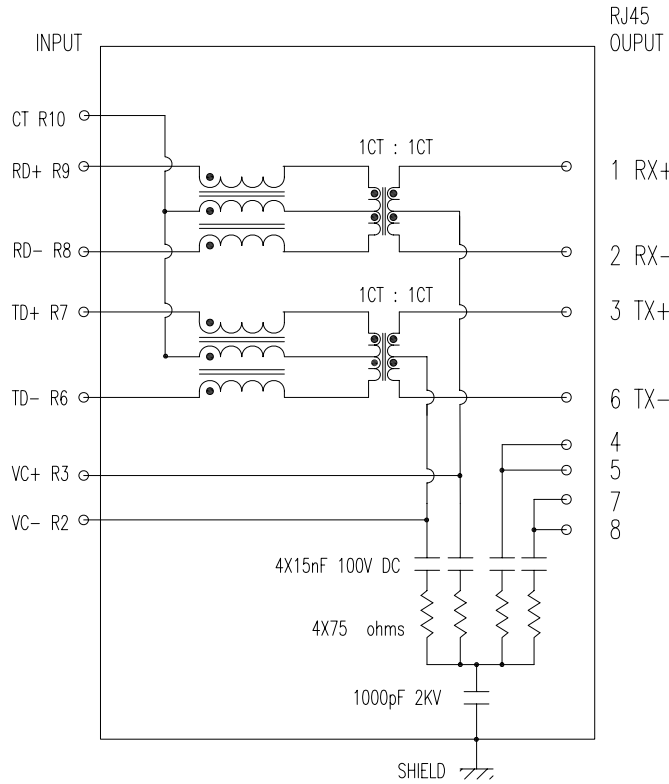


TEL: 0769-38926198  
 FAX: 0769-38926199  
 Website: www.BtopTech.cn  
 www.BtopTech.com

1


2

DESCRIPTION



**ELECTRICAL:** RJ45 With internal Magnetics Connector  
 Designde to support such applications as:Ethernet Equipment Complex,Switches,Routers,Firewalls,Servers and Hub  
 Internal magnetics are 100% electrically tested for functionality per IEEE802.3 requirement  
 RoHS peak wave solder temperature rating 235℃  
 High performance for maximum EMI suppression  
 350uH minmum OCL with 8mA bias current  
 PoE rating:15W,350mA,48V ;PoE+ rating:30W,750mA,48V;PoE++ rating:60W,1000mA,57V (For PoE Products only)

**MECHANICAL:** JACK CAVITY CONFORMS TO FCC RULES AND REGULATIONS,PART 68 SUBPART F.  
 INSERTION FORCE: 8 CONTACTS--900g,10 CONTACTS--1050g  
 RETENTION STRENGTH: 7.7Kgs BETWEEN JACK AND PLUG  
 DURABILITY: 750 MATING CYCLES Mini



**MATERIAL:** HOUSING: 1) GLASS FILLED PA66 (UL 94V-0)  
 2) GLASS FILLED PA46/PA6T/PA9T/LCP (UL 94V-0)  
 3) GLASS FILLED PBT/PA/ABS/PC (UL 94V-0)

SPRING WIRE: 0.25-0.35mm THICKNESS<50-80μ" > PHOSPHOR BRONZE ALLOY SELECTIVE GOLD PLATING OVER NICKEL  
 SHIELDING: 0.2-0.24mm THICKNESS<50-80μ" > COPPER ALLOY WITH TIN PLATED

GOLD PLATING: 3μ" , 6μ" , 15μ" , 30μ" , 50μ"

Storage: -40℃~85℃ Relative Humidity<70%  
 Operating: 0℃~70℃

TOLERANCES UNLESS OTHERWISE SPECIFIED: 0~10±0.2, 10~20±0.25, 20~40±0.340~70±0.35, >70±0.4.

ELECTRICAL SPECIFICATIONS AT 25℃

Insertion Loss dB max	Return Loss dB min		Crosstalk(db TYP)	Common Mode Rejection (dB TYP)	Hipot(vrms)
	1-125MHz	30- 80MHz			
1-125MHz	1-30MHz	30- 80MHz	1- 100MHz	1-100MHz	
-1.2	-18	-18+20log(f/30MHz)	-30	-30	1500/0.5mA OR 2250DC/0.1mA

"B" with the company code

Series of products: 60:Double deck RJ45 connector + transformer series(In sidelong footprint); 39:Double deck RJ45 connector + transformer series(In vertical footprint);50: Single RJ45 + transformer series;52/53/55/56 LED/56/57/59: Ordinary RJ45 series;DX: that strip line series; 40: Conversion said Connectivity 80: Series that UK; 91: Automotive connector public Block;92: Automotive connector mother Block; 93: HDMI the head;94: HDMI mother Block; 95: SWI series; 96: RIS for switches

Family code (sequence id) :1-99

Type of product code: G: Gigabit RJ45 transformer; F: 100Base RJ45 transformer; W:for no transformer RJ45 products; H: Series for board-to-board code

Number of magnetic ring

The No. of circuit

B N (Z) G X - M - A B C D - E H I

Product definition LOGO: 1 - Press "B-TOP";2- No "B-TOP" ; 3- Other companies LOGO

Product definition plastic materials: 1-PA66,2-PA46, 3-PA, 4-PA6, 5-PBT, 6-ABS, 7-PA9T,8-PC, 9-LCP

Pin definition of the product:F-Pin after; B-Pin back; C- No definition of the product

Electroplating product definition: gold-plated terminals(degrees after nickel plated) 1-F μ" ; 2-3 μ" ; 3-6 μ" ; 4-15 μ" ; 5-30 μ" ; 6-50 μ" ; 7-(Ni-50 μ" Sn-80-120 μ" );

Product shielding definition: 0 - no shielding shell; 1 - without shielding shell shrapnel; 2 - shielding a shell shrapnel; 3 - a half-shield shell;

Products luminous definition: 0 - No LED; 1 -Left Yellow Right Green; 2 - Left Green Right Yellow; 3 - Double Green; 4 - Double Yellow; 5 - LED straight for the pin; 6 - A special definition;7 - Single linear LEDs

Products out port " 1-2X1" 2-2X2" 4-2X4" 5-2X5" 6-2X6" 8-2X8" A-1X1" B-1X2" C-1X4" D-1X5 " E-1X6" T-1X8" U-(USB+RJ45) " P-TAB UP1X1" H-TAB UP1X2" K-TAB UP1X4"

**B-TOP®** 东莞市博腾电子科技有限公司  
 Dongguan BroadTop Electronic Technology Co., Ltd.

Designed

Checked

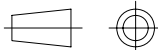
Approved

MATERIAL

DESCRIPTION

BT PF4-162

FIRST ANGLE PROJECTION



TEL: 0769-38926198  
 FAX: 0769-38926199  
 Website: www.BtopTech.cn  
 www.BtopTech.com

SCALE

1.8:1

UNIT

mm

MODEL NO.

REV.