

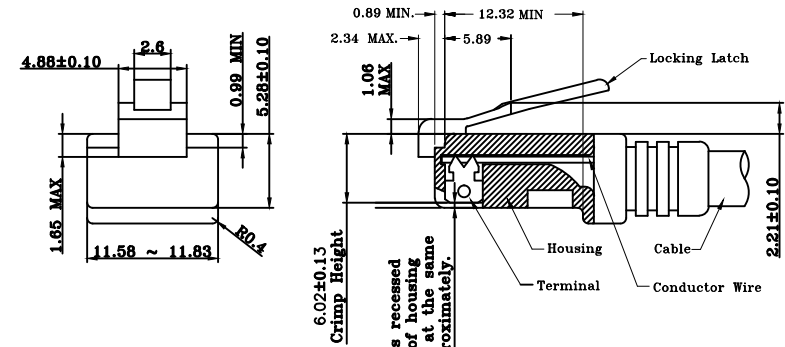
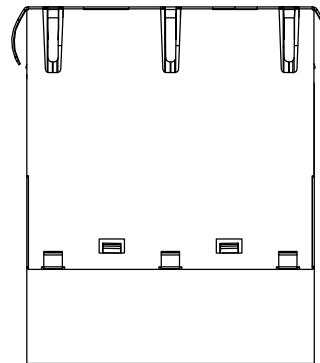
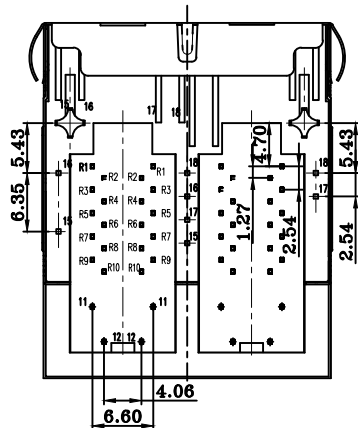
DESCRIPTION:
RJ45 With internal Magnetics Connector
Designed to support such applications as: Ethernet Equipment Complex, Switches, Routers, Firewalls, Servers and Hub
Internal magnetics are 100% electrically tested for functionality per IEEE802.3af/at requirement

ELECTRICAL:
RoHS peak wave solder temperature rating 235°C
High performance for maximum EMI suppression
JACK CAVITY CONFORMS TO FCC RULES AND REGULATIONS, PART 68 SUBPART F.
INSERTION FORCE: 2 CONTACTS----350g 4 CONTACTS----500g
6 CONTACTS----750g 8 CONTACTS----900g
10 CONTACTS----1050g

MECHANICAL:
RETENTION STRENGTH: 7.7Kgs BETWEEN JACK AND PLUG
DURABILITY: 750 MATING CYCLES Mini
HOUSING: 1) GLASS FILLED PA66 (UL 94V-0)
2) GLASS FILLED PA46/LCP (UL 94V-0)
3) GLASS FILLED PBT (UL 94V-0)

MATERIAL:
SPRING WIRE:
1) 0.2-0.45mm DIA PHOSPHOR BRONZE GOLD PLATING OVER NICKEL
2) 0.2-0.35mm THICKNESS PHOSPHOR BRONZE ALLOY SELECTIVE GOLD PLATING OVER NICKEL;
GOLD PLATING: 3μ", 6μ", 15μ", 30μ", 50μ"

1. Recommend Plug Dim



All contacts recessed below top of housing and must be at the same height approximately.

All dimensions follow :
FCC subpart F, 68.500, Figure (C)(2)(i)
IEC 60603-7

STANDARD MODULAR PLUG ASSEMBLY

- NOTES : 1. Tolerance : PCB ±0.05mm
Connector ±0.25mm
2. Connector dimensions comply with FCC 68.5 dimension requirements

B-TOP 东莞市博腾电子科技有限公司
Btop Tech Dongguan BtopTech Electronic Technology Co., Ltd.

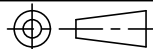
DIM. TOL.
X ±0.30
X.X ±0.20
X.XX ±0.15
X.XXX ±0.10
GENERAL ANGLE: ±3°

UNIT: mm
SCALE: 1:1
SHEET: 1 of 2
DWG. SIZE: A4
LAYER: XXX

WEBSITE: WWW.BTOPTECH.COM
WWW.BTOPTECH.CN
TEL: 0769-38928198
FAX: 0769-38928199

DRAWN:
CHECKED:
APPROVED:

TITLE: B59(318-73)GP8-19S-2623-C12
PART NO.: 10/100/1000BASE PoE+ 2X2Port W/ SHELL W/ LED 6u"



REV.	DESCRIPTION	ECN NO.	NAME	DATE
XA	NEW RELEASE	XXXX	Jason	2019/5/16

REVISIONS

