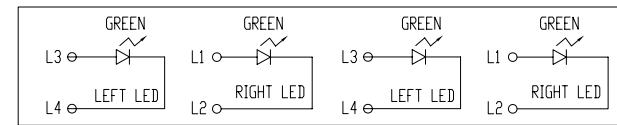

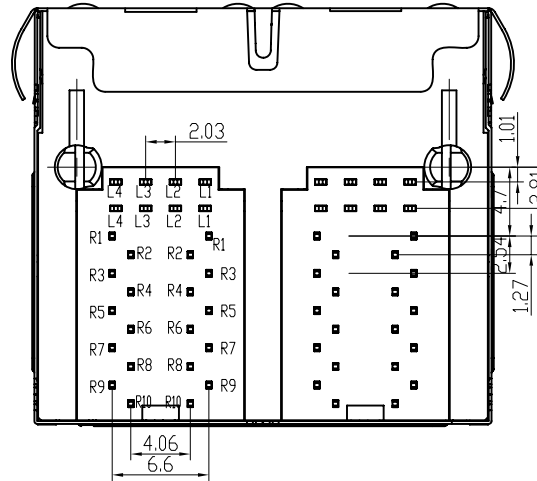


PCB BOARD LAYOUT



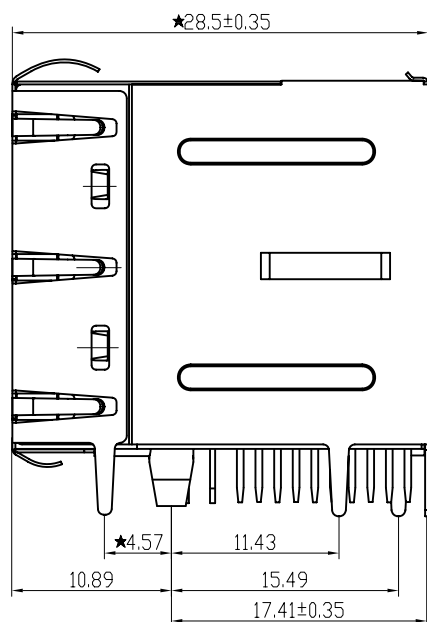
LED Specification

| Standard LED Color | LED Wavelength | Forward (V MAX) | Typical (V TYP) | Luminous Intensity |
|--------------------|----------------|-----------------|-----------------|--------------------|
| Green              | 560-580 nm     | 2.5V            | 2.1-2.2V        | 9-25 MCD           |
| Yellow             | 580-610 nm     | 2.5V            | 2.1-2.2V        | 9-30 MCD           |
| Orange             | 580-610 nm     | 2.5V            | 2.1-2.2V        | 50-100 MCD         |

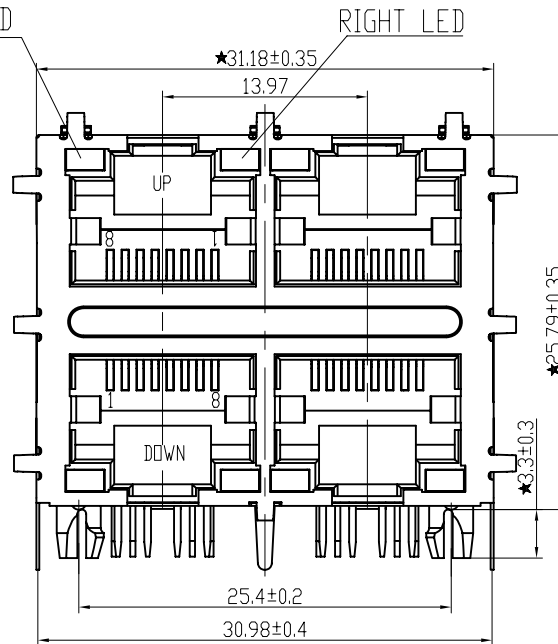
1. LED intensity/wavelength measured with Photo Research PR-650 Colorimeter  
 2. With a forward current of 20 mA, Absolute Maximum Ratings (Ta=25°C)

1: TOLERANCES UNLESS OTHERWISE SPECIFIED :  
 0~10±0.15, 10~20±0.2, 20~40±0.25,  
 40~70±0.3, ≥70±0.4

2: JACK CAVITY CONFORMS TO FCC RULES AND REGULATIONS, PART 68 SUBPART F.



LEFT LED



RIGHT LED

**B-TOP®** 东莞市博腾电子科技有限公司  
 Dongguan BroadTop Electronic Technology Co., Ltd.

Designed

MATERIAL

DESCRIPTION

B59(315-10)F4-48-2323-C12(2X2 G(+)-G(+)) LED EMI)

Checked

SCALE

2:1

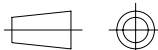
UNIT

mm

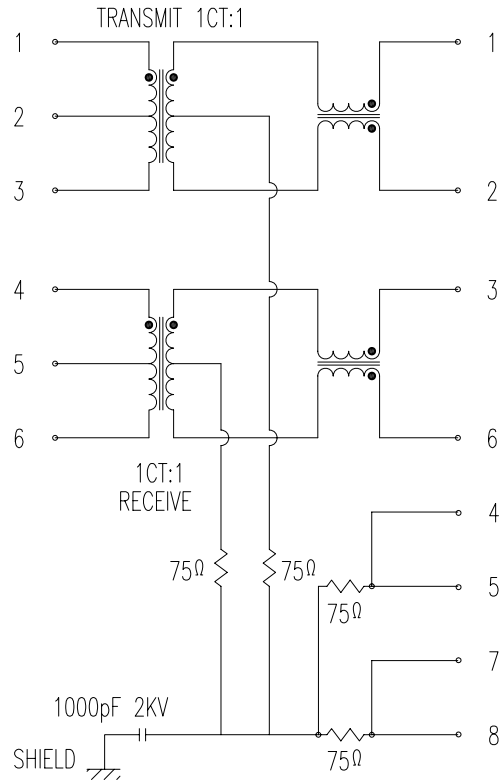
MODEL NO.

REV.

FIRST ANGLE PROJECTION



TEL: 0769-38926198  
 FAX: 0769-38926199  
 Website: www.BtopTech.cn  
 www.BtopTech.com



DESCRIPTION

**ELECTRICAL:** RJ45 With internal Magnetics Connector  
 Designe to support such applications as:Ethernet Equipment Complex,Switches,Routers,Firewalls,Servers and Hub  
 Internal magnetics are 100% electrically tested for functionality per IEEE802.3 requirement  
 RoHS peak wave solder temperature rating 235℃  
 High performance for maximum EMI suppression  
 350uH minnum OCL with 8mA bias current

**MECHANICAL:** JACK CAVITY CONFORMS TO FCC RULES AND REGULATIONS,PART 68 SUBPART F.  
 INSERTION FORCE: 8 CONTACTS--900g,10 CONTACTS--1050g  
 RETENTION STRENGTH: 7.7Kgs BETWEEN JACK AND PLUG  
 DURABILITY: 750 MATING CYCLES Mini

**MATERIAL:** HOUSING: 1) GLASS FILLED PA66 (UL 94V-0)  
 2) GLASS FILLED PA46/PA6T/PA9T/LCP<265℃> (UL 94V-0)  
 3) GLASS FILLED PBT/PA/ABS/PC (UL 94V-0)


SPRING WIRE: 0.25-0.35mm THICKNESS PHOSPHOR BRONZE ALLOY SELECTIVE GOLD PLATING OVER NICKEL<50-80μ">  
 OVER TIN<60-120μ">

GOLD PLATING: 3μ", 6μ", 15μ", 30μ", 50μ"

SHIELDING: 0.2-0.24mm THICKNESS COPPER ALLOY WITH NICKEL<50-100μ"> PLATED

Storage: -40℃~85℃ Relative Humidity<70%

Operating: 0℃~70℃



ELECTRICAL SPECIFICATIONS AT 25℃

| Insertion Loss dB max | Return Loss dB min |                    | Crosstalk(db TYP) | Common Mode Rejection (dB TYP) | Hipot(vrms)                |
|-----------------------|--------------------|--------------------|-------------------|--------------------------------|----------------------------|
|                       | 1-30MHz            | 30- 80MHz          |                   |                                |                            |
| 1-125MHz              | 1-30MHz            | 30- 80MHz          | 1- 100MHz         | 1-100MHz                       |                            |
| -1.2                  | -18                | -18+20log(f/30MHz) | -30               | -30                            | 1500/0.5mA OR 2250DC/0.1mA |

"B" with the company code

Series of products: 60:Double deck RJ45 connector + transformer series(In sidelong footprint); 59:Double deck RJ45 connector + transformer series(In vertical footprint);50: Single RJ45 + transformer series;52/53/55/56 LED/56/57/59: Ordinary RJ45 series;DX: that strip line series; 40: Conversion said Connectivity 80: Series that UK; 91: Automotive connector public Block;92: Automotive connector mother Block; 93: HDMI the head;94: HDMI mother Block; 95: SMT series; 96: BHS for switches

Family code (sequence id):1-99

Type of product code: G: Gigabit RJ45 transformer; F: 100Base RJ45 transformer; A:for no transformer RJ45 products; M: Series for board-to-board code

Number of magnetic ring

The No. of circuit

B N (Z) G X - M - A B C D - E H I

Product definition LOGO: 1 - Press "B-TOP";2- No "B-TOP"; 3- Other companies LOGO

Product definition plastic materials: 1-PA66,2-PA46, 3-PA, 4-PA6, 5-PBT, 6-ABS, 7-PA9T,8-PC

Pin definition of the product:F-Pin after; B-Pin back; C- No definition of the product

Electroplating product definition: gold-plated terminals(degrees after nickel plated) 1-F μ" ; 2-3 μ" ;3-6 μ" ;4-15 μ" ;5-30 μ" ;6-50 μ" ;7-(Ni-50 μ" ,Sn-80-120 μ" );

Product shielding definition: 0 - no shielding shell; 1 - without shielding shell shrapnel; 2 - shielding a shell shrapnel; 3 - a half-shield shell;

Products luminous definition: 0 - No LED; 1 - Left Yellow Right Green; 2 - Left Green Right Yellow; 3 - Double Green; 4 - Double Yellow; 5 - LED straight for the pin; 6 - A special definition;7 - Single linear LEDs

Products out port " 1-2X1" 2-2X2" 4-2X4" 5-2X5" 6-2X6" 8-2x8" A-1X1" B-1X2" C-1X4" D-1X5 "E-1X6" F-1X8" U-(USB+RJ45) " P-TAB UP1X1" H-TAB UP1X2" K-TAB UP1X4"

**B-TOP** 东莞市博腾电子科技有限公司  
 Dongguan BroadTop Electronic Technology Co., Ltd.

Designed

Checked

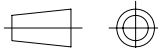
Approved

MATERIAL

DESCRIPTION

BT F4-48

FIRST ANGLE PROJECTION



TEL: 0769-38926198  
 FAX: 0769-38926199

Website: http://www.btoptech.com

SCALE

1.8:1

UNIT

mm

MODEL NO.

B80010004811

REV.