
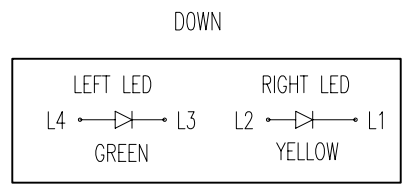
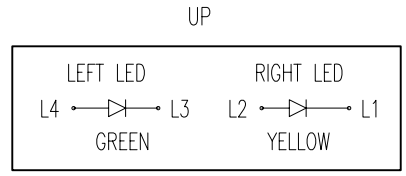
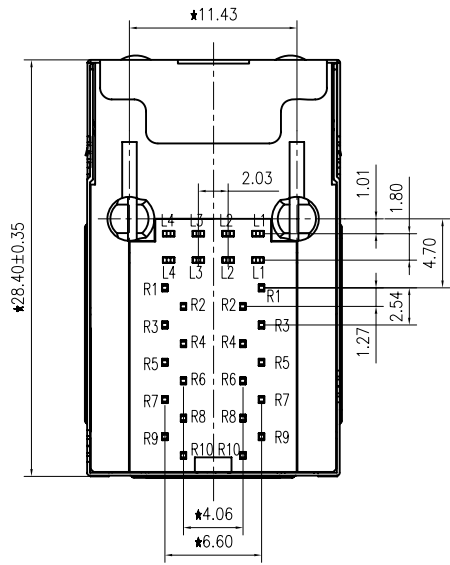
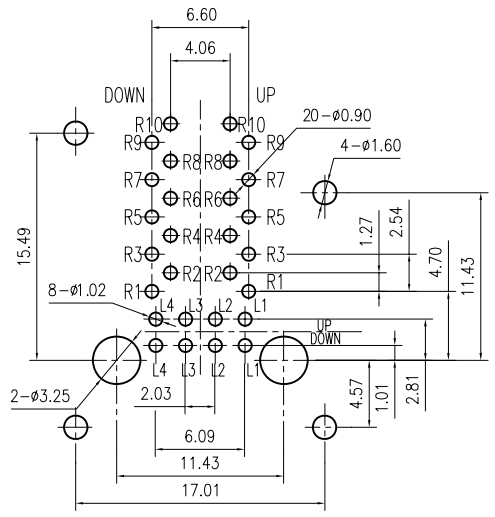


1

2

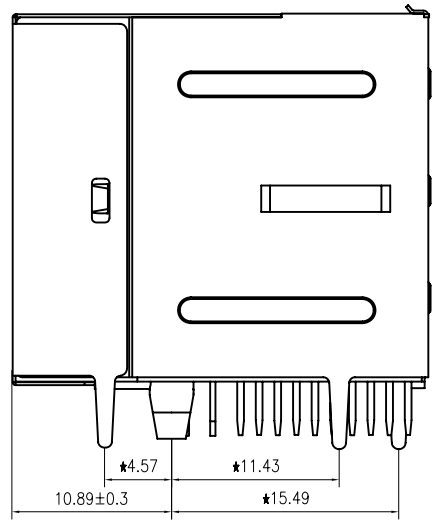
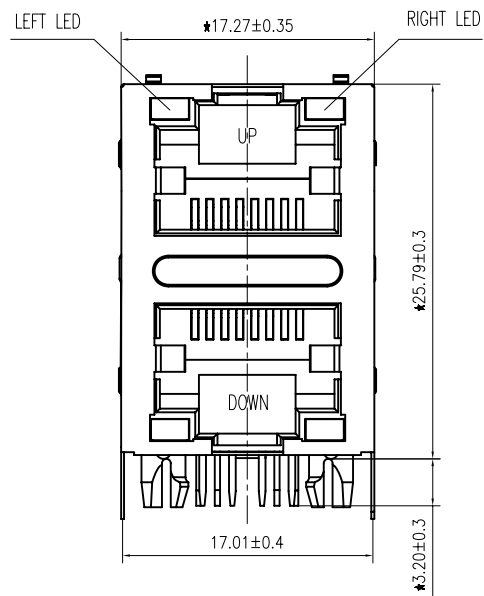


LED Specification

Standard LED Color	LED Wavelength	Forward (V MAX)	Typical (V TYP)	Luminous Intensity
Green	560-580 nm	2.5V	2.1-2.2V	9-25 MCD
Yellow	580-610 nm	2.5V	2.1-2.2V	9-30 MCD
Orange	580-610 nm	2.5V	2.1-2.2V	50-100 MCD

- LED intensity/wavelength measured with Photo Research PR-650 Colormeter
- With a forward current of 20 mA, Absolute Maximum Ratings (Ta=25°C)

- TOLERANCES UNLESS OTHERWISE SPECIFIED :  
0~10±0.15, 10~20±0.2, 20~40±0.25,  
40~70±0.3, ≥70±0.4
- JACK CAVITY CONFORMS TO FCC RULES AND REGULATIONS, PART 68 SUBPART F.



**B-TOP**® 东莞市博腾电子科技有限公司  
Dongguan BroadTop Electronic Technology Co., Ltd.

Designed	MATERIAL			DESCRIPTION		B59(57-109)F4-17-1213-C12(2X1 G-Y LED 10脚)
Checked	SCALE			UNIT	MODEL NO.	
Approved	2:1	mm			REV.	
						V1.2

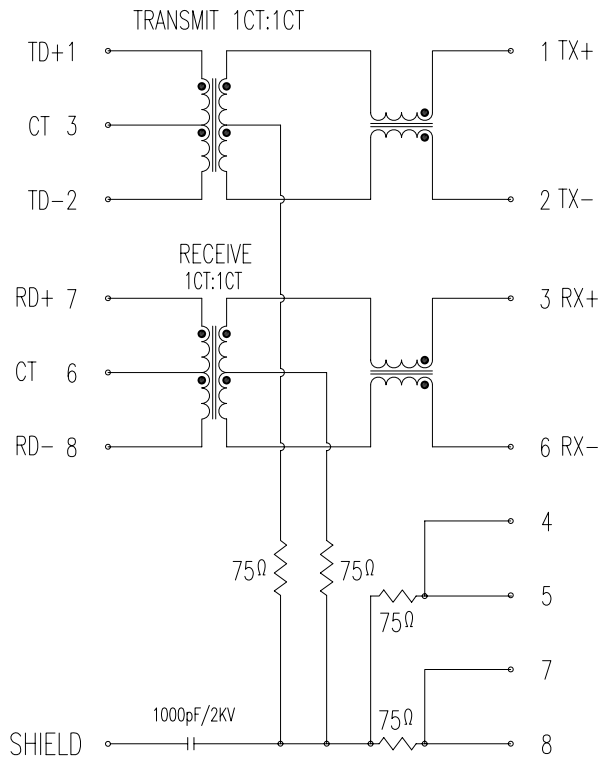
FIRST ANGLE PROJECTION  
 TEL: 0769-38926198  
 FAX: 0769-38926199  
 Website: www.BtopTech.cn  
 www.BtopTech.com

20181118

1

2

CONNECTOR SOLDER RJ45 CONTACT SIDE



ELECTRICAL SPECIFICATIONS AT 25°C


Insertion Loss dB max	Return Loss dB min		Crosstalk(db TYP)	Common Mode Rejection (dB TYP)	Hipot(vrms)
1-125MHz	1-30MHz	30- 80MHz	1- 100MHz	1-100MHz	
-1.2	-18	-18+20log(f/30MHz)	-30	-30	1500/0.5mA OR 2250DC/0.1mA

DESCRIPTION

**ELECTRICAL:** RJ45 With internal Magnetics Connector  
 Designe to support such applications as:Ethernet Equipment Complex,Switches,Routers,Firewalls,Servers and Hub  
 Internal magnetics are 100% electrically tested for functionality per IEEE802.3 requirement  
 OCL:100KHz 100mV 8mA 350uH Min; TURNS RATIO:10KHz 1V TRD1/2/3/4 1CT:1CT ±2%  
 HI-POT:IN PUT TO OUT PUT 2250V DC 60Sec; OUT PUT TO SHIELD 2250V DC 60Sec  
 RoHS peak wave solder temperature rating 260°C 5sec

**MECHANICAL:** JACK CAVITY CONFORMS TO FCC RULES AND REGULATIONS,PART 68 SUBPART F.  
 INSERTION FORCE: 8 CONTACTS--900g,10 CONTACTS--1050g  
 RETENTION STRENGTH: 7.7Kgs BETWEEN JACK AND PLUG  
 DURABILITY: 750 MATING CYCLES Mini

**MATERIAL:** HOUSING: 1) GLASS FILLED PA66 (UL 94V-0)  
 2) GLASS FILLED PA46/PA6T/PA9T/LCP<265°C> (UL 94V-0)  
 3) GLASS FILLED PBT/PA/ABS/PC (UL 94V-0)  
 SPRING WIRE: 0.25-0.35mm THICKNESS PHOSPHOR BRONZE ALLOY ;BOTTOM LAYER NICKEL (30-50μ\*)  
 BETWEEN RIGHT TIN (60-120μ\*);OVER SELECTIVE GOLD PLATING  
 GOLD PLATING: 3μ", 6μ", 15μ", 30μ", 50μ"  
 Signal pin: 0.4\*0.4 THICKNESS COPPER ALLOY WITH BOTTOM LAYER NI 30~50U" OVER BRIGHT TIN 60~120U"  
 SHIELDING: 0.2-0.24mm THICKNESS COPPER ALLOY WITH HALF BRIGHT NICKEL (50-100μ\*) PLATED  
 Storage: -40°C~85°C Relative Humidity<70%  
 Operating: 0°C~+70°C



B N (Z) G X - M - A B C D - E H I

"B" with the company code

Series of products: 60:Double deck RJ45 connector + transformer series(In sidelong footprint); 59:Double deck RJ45 connector + transformer series(In vertical footprint);50: Single RJ45 + transformer series;52/53/55/56 LED/56/57/59: Ordinary RJ45 series;DX: that strip line series; 40: Conversion said Connectivity 80: Series that UK: 91: Automotive connector public Block;92: Automotive connector mother Block; 93: HDMI the head;94: HDMI mother Block; 95: SWI series; 96: RIS for switches

Family code (sequence id) :1-99

Type of product code: G: Gigabit RJ45 transformer; F: 100base RJ45 transformer; W: for no transformer RJ45 products; M: Series for board-to-board code

Number of magnetic ring

The No. of circuit

Product definition LOGO: 1 - Press "B" - TOP"; 2 - No "B" - TOP"; 3 - Other companies LOGO

Product definition plastic materials: 1-PA66,2-PA46, 3-PA, 4-PA6, 5-PBT, 6-ABS, 7-PA9T,8-PC

Pin definition of the product:F-Pin after; B-Pin back; C- No definition of the product

Electroplating product definition: gold-plated terminals(degrees after nickel plated) 1-F μ"; 2-3 μ"; 3-6 μ"; 4-15 μ"; 5-30 μ"; 6-50 μ"; 7-(Ni-50 μ"; Sn-80-120 μ");

Product shielding definition: 0 - no shielding shell; 1 - without shielding shell shrapnet; 2 - shielding a shell shrapnet; 3 - a half-shield shell;

Products luminous definition: 0 - No LED; 1 -Left Yellow Right Green; 2 - Left Green Right Yellow; 3 - Double Green; 4 - Double Yellow; 5 - LED straight for the pin; 6 - A special definition; 7 - Single linear LEDs

Products out port: " 1-2X1" 2-2X2" 4-2X4" 5-2X5" 6-2X6" 8-2x8" A-1X1" B-1X2" C-1X4" D-1X5 " E-1X6" F-1X8" U-(USB+RJ45)" P-TAB UP1X1" H-TAB UP1X2" K-TAB UP1X4"

**B-TOP®** 东莞市博腾电子科技有限公司  
 Dongguan BroadTop Electronic Technology Co., Ltd.

Designed

Checked

Approved

MATERIAL

DESCRIPTION

BT F4-17

FIRST ANGLE PROJECTION



TEL: 0769-38926198  
 FAX: 0769-38926199  
 Website: www.BtopTech.cn  
 www.BtopTech.com

SCALE

1.8:1

UNIT

mm

MODEL NO.

REV.