

**DESCRIPTION:**  
RJ45 With internal Magnetics Connector  
Designed to support such applications as: Ethernet Equipment Complex, Switches, Routers, Firewalls, Servers and Hub  
Internal magnetics are 100% electrically tested for functionality per IEEE802.3af/at requirement

**ELECTRICAL:**  
RoHS peak wave solder temperature rating 235°C  
High performance for maximum EMI suppression  
JACK CAVITY CONFORMS TO FCC RULES AND REGULATIONS, PART 68 SUBPART F.  
INSERTION FORCE: 2 CONTACTS----350g 4 CONTACTS----500g  
6 CONTACTS----750g 8 CONTACTS----900g  
10 CONTACTS----1050g

**MECHANICAL:**  
RETENTION STRENGTH: 7.7Kgs BETWEEN JACK AND PLUG  
DURABILITY: 750 MATING CYCLES Mini  
HOUSING: 1) GLASS FILLED PA66 (UL 94V-0)  
2) GLASS FILLED PA46/LCP (UL 94V-0)  
3) GLASS FILLED PBT (UL 94V-0)

**MATERIAL:**  
SPRING WIRE:  
1) 0.2-0.45mm DIA PHOSPHOR BRONZE GOLD PLATING OVER NICKEL  
2) 0.2-0.35mm THICKNESS PHOSPHOR BRONZE ALLOY SELECTIVE GOLD PLATING OVER NICKEL;  
GOLD PLATING: 3μ", 6μ", 15μ", 30μ", 50μ"

1. Recommend Plug Dim

NOTES : 1. Tolerance : PCB ±0.05mm  
Connector ±0.25mm  
2. Connector dimensions comply with FCC 68.5 dimension requirements

All dimensions follow :  
FCC subpart F, 68.500, Figure (C)(2)(i)  
IEC 60603-7  
STANDARD MODULAR PLUG ASSEMBLY

**B-TOP** 东莞市博腾电子科技有限公司  
Btop Tech Dongguan BtopTech Electronic Technology Co., Ltd.

DIM.	TOL.	UNIT:	mm
X	±0.30	SCALE:	1:1
X.X	±0.20	SHEET:	1 of 2
X.XX	±0.15	DWG. SIZE:	A4
X.XXX	±0.10	LAYER:	XXXX
GENERAL ANGLE: ±3°			

WEBSITE:	WWW.BTOPTECH.COM
TEL:	0769-38928198
FAX:	0769-38928199
DRAWN:	
CHECKED:	
APPROVED:	

TITLE:	B59(127-10)SP8-254-4625-C12
PART NO.:	2.5G BASE PoE 2X4Port W/ SHELL W/ LED 30u"

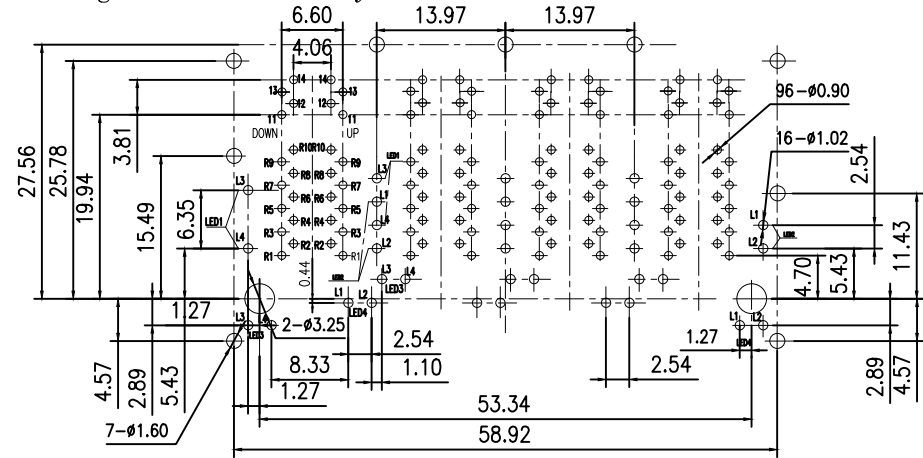
XA	NEW RELEASE	xxxx	Jason	2019/4/22
REV.	DESCRIPTION	ECN NO.	NAME	DATE

REVISIONS

Meets or exceeds IEEE 802.3 standard for 2.5G Base-T  
 180 uH minimum OCL with 8mA DC bias current  
 Available with or without LEDs  
 Minimum 1500Vrms isolation per IEEE802.3 requirement  
 DC Current/Voltage Rating-PoE: 1000mA MAX @57VDC(Continuous)  
 Operating temperature -40°C to +85°C  
 Storage temperature -40°C to +85°C



### 4.Pin Assignment For PCB Layout

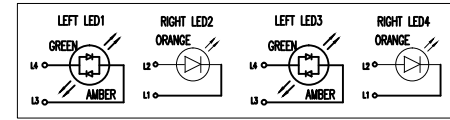
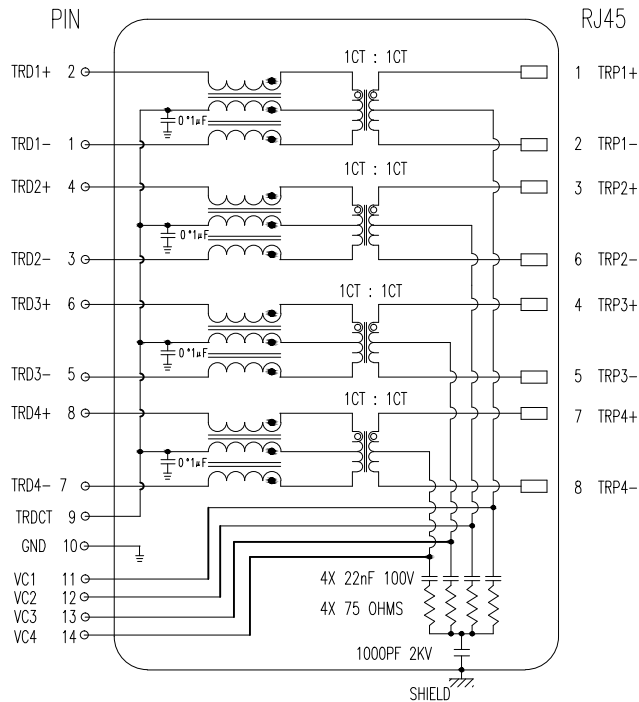


Suggested PCB Pad Layout  
Component Side View

### 2.TRANSFORMER ELECTRICAL SPECIFICATIONS AT 25°C;

Insertion Loss (dB max.)			Return Loss (dB min.)				Crosstalk (dB min.)	C.M.R. (dB min.)	Hi - pot (Vrms)
1-40 MHz	40-125 MHz	125-250 MHz	1-40 MHz	40-80 MHz	100-125 MHz	125-250 MHz	1-125 MHz	1-250 MHz	60Hz/1min.
-0.8	-1.2	-3.0	-16	-14	-12	-8	-30	-40	1500

### 3.SCHEMATIC:



Standard LED Color	LED Wavelength	Forward (V MAX)	Typical (V TYP)	Luminous Intensity
Green	560-580 nm	2.5V	2.1-2.2V	9-25 MCD
Amber	590-605 nm	2.5V	2.1-2.2V	30-50 MCD
Orange	580-610 nm	2.5V	2.1-2.2V	50-100 MCD

### 5.ORDER INFORMATION

**B N (Z) G X - M - A B C D - E H I**

"B" with the company code

Series of products:  
 60: Double deck RJ45 connector+transformer series(In sidelong footprint);  
 59: Double deck RJ45 connector+transformer series(In vertical footprint);  
 50: Single RJ45 + transformer series;  
 52/53/55/56 LED/56/57/59: Ordinary RJ45 series;DX: that strip line series;  
 40: Conversion said Connectivity  
 80: Series that UK;  
 91: Automotive connector public Block;  
 92: Automotive connector mother Block;  
 93: HDMI the head;  
 94: HDMI mother Block;  
 95: SMT series;  
 96: RHS for switches

Family code (sequence id) :1-99

Type of product code:  
 G: Gigabit RJ45 transformer;  
 F: 100Base RJ45 transformer;  
 W: for no transformer RJ45 products;  
 M: Series for board-to-board code

Number of magnetic ring

The No. of circuit

Product definition LOGO:  
 1-Press "B-TOP";2-No "B-TOP";  
 3- Other companies LOGO

Product definition plastic materials:  
 1-PA66,2-PA46, 3-PA, 4-PA6, 5-PBT,  
 6-ABS, 7-PA9T,8-PC,9-LCP

Pin definition of the product:  
 F-Pin after; B-Pin back; C- No definition of the product

Electroplating product definition:  
 gold-plated terminals(degrees after nickel plated)  
 1-Fu; 2-3u; 3-6u; 4-15u; 5-30u;  
 6-50u; 7-(Ni-50u; Sn-80-120u)

Product shielding definition:  
 0-no shielding shell; 1-without shielding shell shrapnel;  
 2-shielding a shell shrapnel; 3-a half-shield shell;

Products luminous definition:  
 0- No LED; 1-Left Yellow Right Green; 2- Left Green Right Yellow; 3- Double Green; 4- Double Yellow; 5- LED straight for the pin; 6- A special definition; 7- Single linear LEDs

Products output:  
 1-2X1, 2-2X2, 4-2X4, 5-2X5, 6-2X6, 8-2X8, A-1X1,  
 B-1X2, C-1X4, D-1X5, E-1X6, T-1X8, U-(USB+RJ45), P-TAB  
 UPIX1, H-TAB UPIX2, K-TAB UPIX4;

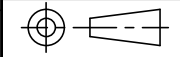
**B-TOP** 东莞市博腾电子科技有限公司  
 Btop Tech Dongguan BtopTech Electronic Technology Co., Ltd.

DIM. TOL.  
 X ±0.30  
 X.X ±0.20  
 X.XX ±0.15  
 X.XXX ±0.10  
 GENERAL ANGLE: ±3°

UNIT: mm  
 SCALE: 1:1  
 SHEET: 2 of 2  
 DWG. SIZE: A4  
 LAYER: XXXX

WEBSITE: WWW.BTOPTECH.COM  
 WWW.BTOPTECH.CN  
 TEL: 0789-38926198  
 FAX: 0789-38926199  
 DRAWN:  
 CHECKED:  
 APPROVED:

TITLE: B59(127-10)SP8-254-4625-C12  
 PART NO.: 2.5G BASE PoE 2X4Port W/ SHELL W/ LED 30u"



REV.	DESCRIPTION	ECN NO.	NAME	DATE
XA	NEW RELEASE	XXXX	Jason	2019/4/22

### REVISIONS