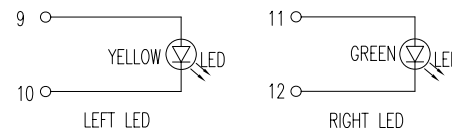
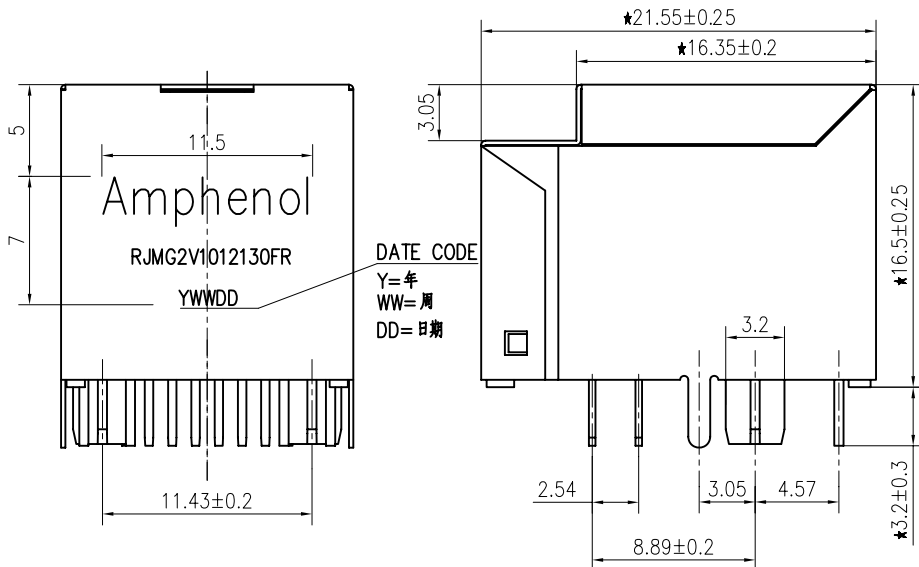


1

2

A

A

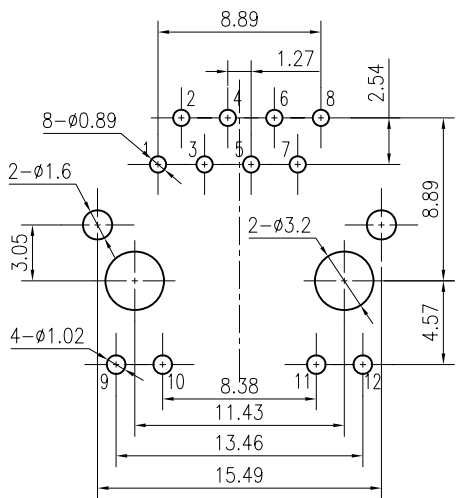


LED Specification

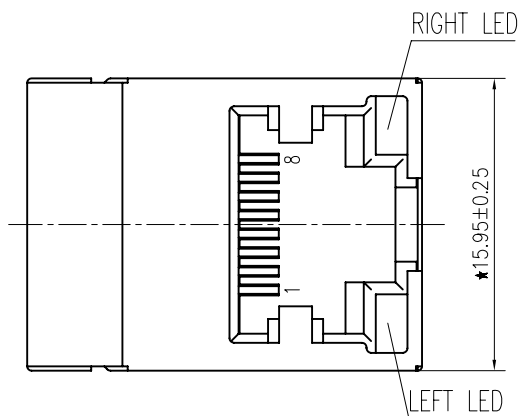
Standard LED Color	LED Wavelength	Forward (V MAX)	Typical (V TYP)	Luminous Intensity
Green	560-580 nm	2.5V	2.1-2.2V	9-25 MCD
Yellow	580-610 nm	2.5V	2.1-2.2V	9-30 MCD
Orange	580-610 nm	2.5V	2.1-2.2V	50-100 MCD

B

B



PCB BOARD LAYOUT



- LED intensity/wavelength measured with Photo Research PR-650 Colormeter
- With a forward current of 20 mA, Absolute Maximum Ratings (Ta=25°C)

Specification:

- TOLERANCES UNLESS OTHERWISE SPECIFIED :
0~10±0.15, 10~20±0.2, 20~40±0.25,
40~70±0.3, ≥70±0.4
- JACK CAVITY CONFORMS TO FCC RULES AND REGULATIONS, PART 68 SUBPART F.

B-TOP® 东莞市博腾电子科技有限公司
Dongguan BroadTop Electronic Technology Co., Ltd.

Designed

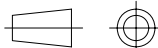
MATERIAL

DESCRIPTION

B50(650-103)FT4-180-A215-B12(5224-C 1X1 Y-G LED)

Checked

FIRST ANGLE PROJECTION



TEL: 0769-38926198
FAX: 0769-38926199
Website: www.BtopTech.cn
www.BtopTech.com

Approved

SCALE

2.5:1

UNIT

mm

MODEL NO.

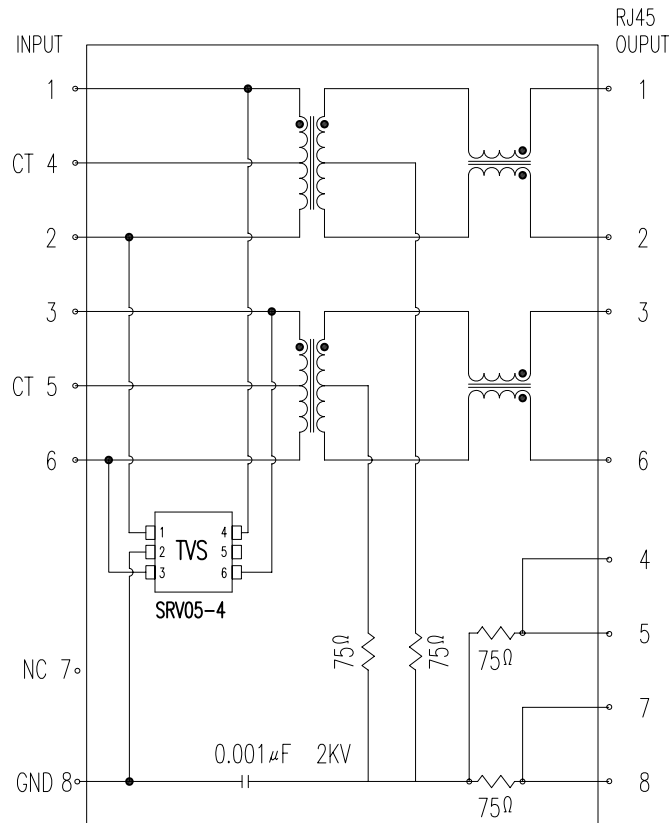
REV.

V1.1

20170722

1

2



DESCRIPTION

ELECTRICAL: RJ45 With internal Magnetics Connector

Designde to support such applications as:Ethernet Equipment Complex,Switches,Routers,Firewalls,Servers and Hub
Internal magnetics are 100% electrically tested for functionality per IEEE802.3af/at requirement

RoHS peak wave solder temperature rating 235°C
High performance for maximum EMI suppression

350uH minnum OCL with 8mA bias current; DCR: 1.4 Ohms Max

HIPOT:1.5KVrms MIN,60S; TURN RATIO:1:1±3%

PoE rating:15W 350mA,48V;PoE+ rating:30W,750mA,57V;PoE++ rating:60W,1000mA,57V (For PoE Products only)

JACK CAVITY CONFORMS TO FCC RULES AND REGULATIONS,PART 68 SUBPART F.

Surge Protection:

TEC 6100-4-5(L-L 1kV Criteion B)

TEC 6100-4-5(L-L 2kV Criteion C)

TEC 6100-4-5(L-G 4kV Criteion B)

TEC 6100-4-5(L-G 6kV Criteion C)

MECHANICAL: JACK CAVITY CONFORMS TO FCC RULES AND REGULATIONS,PART 68 SUBPART F.

INSERTION FORCE: 8 CONTACTS--900g,10 CONTACTS--1050g

RETENTION STRENGTH: 7.7Kgs BETWEEN JACK AND PLUG

DURABILITY: 750 MATING CYCLES Mini

MATERIAL: HOUSING: 1) GLASS FILLED PA66 (UL 94V-0)

2) GLASS FILLED PA46/PA6T/PA9T/LCP<265°C> (UL 94V-0)

3) GLASS FILLED PBT/PA/ABS/PC (UL 94V-0)

SPRING WIRE: 0.25-0.35mm THICKNESS PHOSPHOR BRONZE ALLOY SELECTIVE GOLD PLATING OVER NICKEL<50-80µm>
OVER TIN<60-120µm>


GOLD PLATING: 3µm, 6µm, 15µm, 30µm, 50µm

Signal pin: 0.35*0.42mm(OR:0.4*0.4mm) THICKNESS COPPER ALLOY WITH BOTTOM LAYER NI 30~50µm OVER BRIGHT TIN 60~120µm

SHIELDING: 0.2-0.24mm THICKNESS COPPER ALLOY WITH NICKEL<50-100µm> PLATED

Storage: -40°C~85°C Relative Humidity<70%

Operating: 0°C~70°C



ELECTRICAL SPECIFICATIONS AT 25°C

Insertion Loss dB max	Return Loss dB min		Crosstalk(db TYP)	Common Mode Rejection (dB TYP)	Hipot(vrms)
1-125MHz	1-30MHz	30- 80MHz	1- 100MHz	1-100MHz	
-1.2	-18	-18+20log(f/30MHz)	-30	-30	1500/0.5mA OR 2250DC/0.1mA

B N (Z) G X - M - A B C D - E H I

"B" with the company code

Series of products: 60:Double deck RJ45 connector + transformer series(In sidelong footprint); 59:Double deck RJ45 connector + transformer series(In vertical footprint);50: Single RJ45 + transformer series;52/53/55/56 LED/56/57/59: Ordinary RJ45 series;DX: that strip line series; 40: Conversion said Connectivity 80: Series that UK; 91: Automotive connector mother Block;92: Automotive connector public Block;92: Automotive connector mother Block; 93: HDMI the head;94: HDMI mother Block; 95: SMT series; 96: BMS for switches,SFP;SFP connector

Family code (sequence id):1-99
Type of product code: G: Gigabit RJ45 transformer; F: 100Base RJ45 transformer; V: for no transformer RJ45 products; W: Series for board-to-board code;S:Series for SFP connector

Number of magnetic ring
The No. of circuit

Product definition LOGO: 1 - Press "B-TOP";2- No "B-TOP"; 3- Other companies LOGO

Product definition plastic materials: 1-PA66,2-PA46, 3-PA, 4-PA6, 5-PBT, 6-ABS, 7-PA9T,8-LCP

Pin definition of the product:F-Pin after; B-Pin back; C- No definition of the product

Electroplating product definition: gold-plated terminals(degrees after nickel plated) 1-Fµm ; 2-3µm ; 3-6µm ; 4-15µm ; 5-30µm ; 6-50µm ; 7-(NI-50µm ; Sn-80-120µm) ;

Product shielding definition: 0 - no shielding shell; 1 - without shielding shell shrapnet; 2 - shielding a shell shrapnet; 3 - a half-shield shell;4 - shielding a TF5 shrapnet;

Products luminous definition: 0 - No LED; 1-Left Yellow Right Green; 2 - Left Green Right Yellow; 3 - Double Green; 4 - Double Yellow; 5 - LED straight for the pin; 6 - A special definition; 7 - Single linear LEDs

Products out port: 1-2X1 2-2X2 4-2X4 5-2X5 6-2X6 8-2X8 A-1X1 B-1X2 C-1X4 D-1X5 E-1X6 T-1X8 U-(USB-RJ45) P-TAB UP1X1 H-TAB UP1X2 K-TAB UP1X4

B-TOP® 东莞市博腾电子科技有限公司
Dongguan BroadTop Electronic Technology Co., Ltd.

Designed

Checked

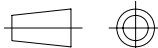
Approved

MATERIAL

DESCRIPTION

FT4-180

FIRST ANGLE PROJECTION



TEL: 0769-38926198
FAX: 0769-38926199
Website: www.BtopTech.cn
www.BtopTech.com

SCALE

1.8:1

UNIT

mm

MODEL NO.

REV.

1.1