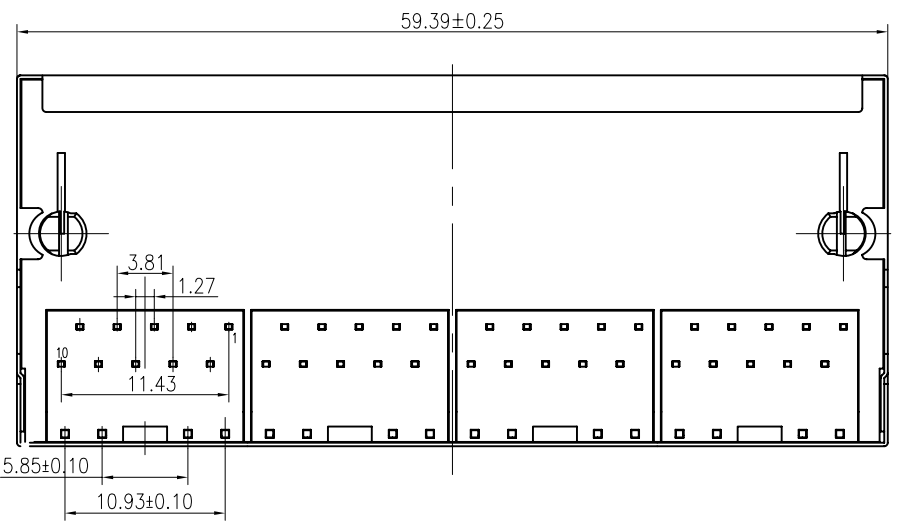
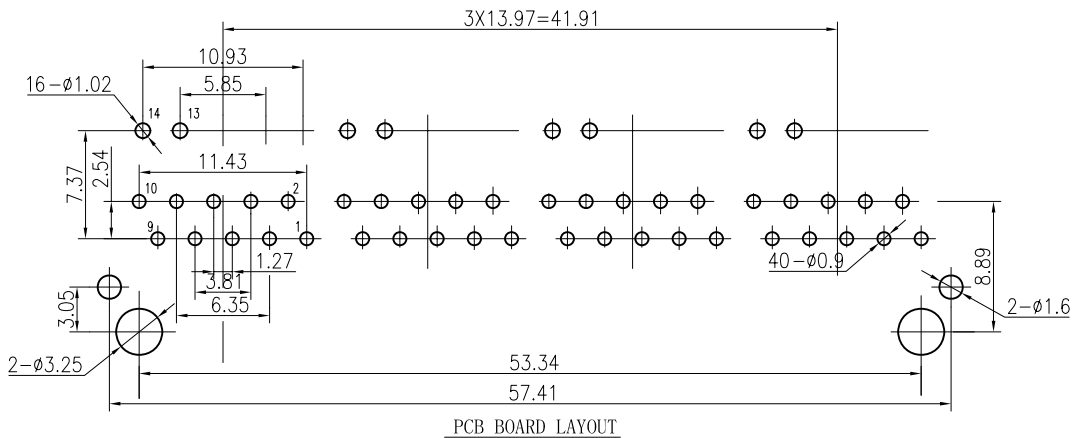


1

2



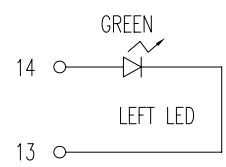
A

A

B

B

PCB BOARD LAYOUT



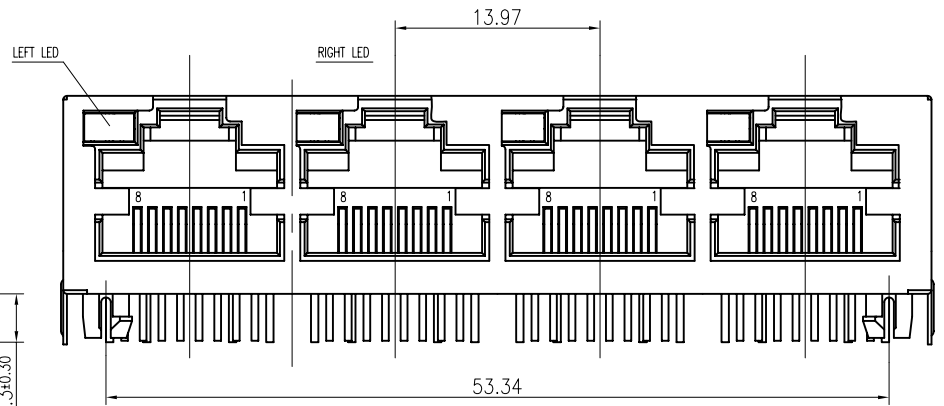
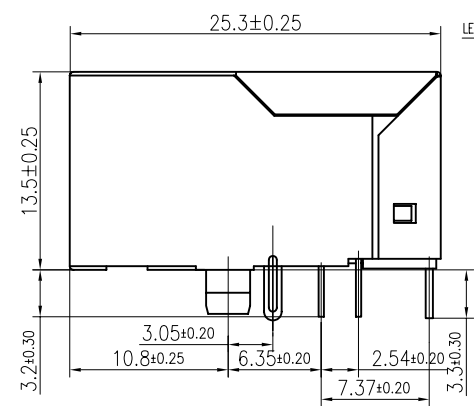
LED Specification

Standard LED Color	LED Wavelength	Forward (V MAX)	Typical (V TYP)	Luminous Intensity
Green	560-580 nm	2.5V	2.1-2.2V	9-25 MCD
Yellow	580-610 nm	2.5V	2.1-2.2V	9-30 MCD
Orange	580-610 nm	2.5V	2.1-2.2V	50-100 MCD

- LED intensity/wavelength measured with Photo Research PR-650 Colorimeter
- With a forward current of 20 mA, Absolute Maximum Ratings (Ta=25°C)

1:TOLERANCES UNLESS OTHERWISE SPECIFIED :  
 0~10±0.15, 10~20±0.2, 20~40±0.25,  
 40~70±0.3, >70±0.4

2:JACK CAVITY CONFORMS TO FCC RULES AND REGULATIONS,PART 68 SUBPART F.

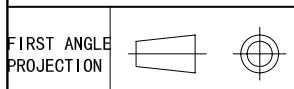


**B-TOP®** 东莞博腾电子科技有限公司  
 Dongguan BroadTop Electronic Technology Co., Ltd.

Designed  
 Checked  
 Approved

MATERIAL  
 SCALE 2:1  
 UNIT mm

DESCRIPTION B50(89-03)G12-119-K613-B52(TAB UP 1X4 G LED)  
 MODEL NO.  
 REV. V1.0

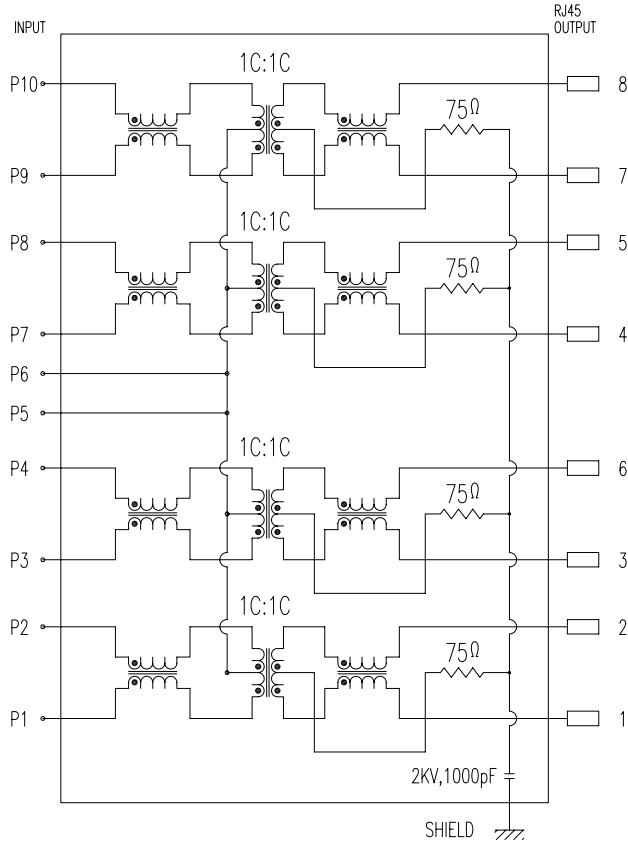


Website  
[www.BtopTech.cn](http://www.BtopTech.cn)  
[www.BtopTech.com](http://www.BtopTech.com)

TEL: 0769-38926198  
 FAX: 0769-38926199

1

2



ELECTRICAL SPECIFICATIONS AT 25 °C

Insertion Loss dB max	Return Loss dB min		Crosstalk (dB TYP)	Common Mode Rejection (dB TYP)	Hipot (vrms)
	1-125MHz	1-30MHz			
-1.2	-18	-18+20log(f/30MHz)	-30	-30	1500/0.5mA OR 2250DC/0.1mA

DESCRIPTION

RJ45 With internal Magnetics Connector  
 Designe to support such applications as: Ethernet Equipment Complex, Switches, Routers, Firewalls, Servers and Hub  
 Internal magnetics are 100% electrically tested for functionality per IEEE802.3af/at requirement

**ELECTRICAL:** RoHS peak wave solder temperature rated 235°C  
 High performance for maximum EMI suppression  
 350uH minnum OCL with 8mA bias current; DCR: 1.4 Ohms Max  
 HIPOT: 1.5KVrms MIN, 60S; TURN RATIO: 1:1±3%  
 PoE rating: 15W, 350mA, 48V (For PoE Products only)

JACK CAVITY CONFORMS TO FCC RULES AND REGULATIONS, PART 68 SUBPART F.

**MECHANICAL:** INSERTION FORCE: 2 CONTACTS----350g 4 CONTACTS----500g  
 6 CONTACTS----750g 8 CONTACTS----900g  
 10 CONTACTS----1050g

RETENTION STRENGTH: 7.7Kgs BETWEEN JACK AND PLUG  
 DURABILITY: 750 MATING CYCLES Mini

**MATERIAL:** HOUSING: 1) GLASS FILLED PA66 (UL 94V-0)  
 2) GLASS FILLED PA46/LCP (UL 94V-0)  
 3) GLASS FILLED PBT (UL 94V-0)

SPRING WIRE: 1) 0.2-0.45mm DIA PHOSPHOR BRONZE GOLD PLATING OVER NICKEL  
 2) 0.2-0.35mm THICKNESS PHOSPHOR BRONZE ALLOY SELECTIVE GOLD PLATING OVER NICKEL

SHIELDING: 0.12-0.24mm THICKNESS COPPER ALLOY WITH TIN PLATED  
 GOLD PLATING: 3μ", 6μ", 15μ", 30μ", 50μ"

WORKING TEMPERATURE: -40°C~85°C  
 TOLERANCES UNLESS OTHERWISE SPECIFIED : 0~10±0.15, 10~20±0.2, 20~40±0.25, 40~70±0.3, >70±0.4



B N (Z) G X- M - A B C D - E H I

"B" with the company code

Series of products: 60: Double deck RJ45 connector + transformer series (in sidelong footprint); 69: Double deck RJ45 connector + transformer series (in vertical footprint); 50: Single RJ45 + transformer series; 52/53/55/56 LED/56/57/59; Ordinary RJ45 series; IX: that strip line series; 40: Conversion said Connectivity 80; Series that UK; 91: Automotive connector public Block; 92: Automotive connector mother Block; 93: HDMI the head; 94: HDMI mother Block; 95: SMT series; 96: RIS for switches

Family code (sequence id) : 1-99

Type of product code: G: Gigabit RJ45 transformer; F: 100Base RJ45 transformer; E: for no transformer RJ45 products; M: Series for board-to-board code

Number of magnetic ring

The No. of circuit

Product definition LOGO: 1 - Press LOGO ; 2 - No LOGO ; 3 - Other companies LOGO

Product definition plastic materials: 1-PA66, 2-PA46, 3-PA, 4-PA6, 5-PBT, 6-ABS, 7-PA9T, 8-PC, 9-LCP

Pin definition of the product: F-Pin after; B-Pin back; C- No definition of the product

Electroplating product definition: gold-plated terminals (degrees after nickel plated) 1-F μ"; 2-3 μ"; 3-6 μ"; 4-15 μ"; 5-30 μ"; 6-50 μ"; 7-1Ni-50 μ"; Sn-80-120 μ";

Product shielding definition: 0 - no shielding shell; 1 - without shielding shell shrapnel; 2 - shielding a shell shrapnel; 3 - a half-shield shell; 4 - TF5-shield shell

Products Luminous definition: 0 - No LED; 1 - Left Yellow Right Green; 2 - Left Green Right Yellow; 3 - Double Green; 4 - Double Yellow; 5 - LED straight for the pin; 6 - A special definition; 7 - Single linear LEDs

Products out part: 1-2X1 2-2X2 4-2X4 5-2X5 6-2X6 8-2X8 A-1X1 B-1X2 C-1X4 D-1X5 "E-1X8" T-1X8 U-USB(R,45) P-TAB UP1X1 H-TAB UP1X2 K-TAB UP1X4

A

A

B

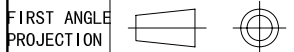
B

**B-TOP®** 东莞市博腾电子科技有限公司  
 Dongguan BroadTop Electronic Technology Co., Ltd.

Designed  
 Checked  
 Approved

MATERIAL  
 SCALE 1.8:1 UNIT mm MODEL NO.

DESCRIPTION  
 BT G12-119  
 REV.  
 B80020011911



TEL: 0769-38926198  
 FAX: 0769-38926199  
 Website: www.BtopTech.com